

CELEBRATING OUR
75TH 4-H FAIR



MAKING THE BEST BETTER!

2023-2024 Atlantic County
4-H Exhibit Catalog

| | | |
|-------------|---|-------|
| | Awards – Special Awards | 3 |
| | General Rules – Special Entry Rules | 4-5 |
| | How To Complete an Exhibit Tag | 5 |
| Division A | Adult Division | 6 |
| Division B | Cloverbuds (members grades K-3) | 6 |
| Division C | Gardens/Fruits & Vegetables | 6-7 |
| Division D | Flowers/Houseplants | 7-8 |
| Division E | Model Train | 8-9 |
| Division F | Clothing & Textiles | 9 |
| Division F1 | Fashion Revue | 10 |
| Division F2 | Home Environment & Basic Sewing | 10 |
| Division G | Food Preservation | 11-16 |
| Division G1 | Food Preservation - Canning | 11-13 |
| Division G2 | Food Preservation -- Freezing | 13-15 |
| Division G3 | Food Preservation – Dehydrated | 16 |
| Division H | Baked Goods | 16-20 |
| Division I | Fine Arts | 20 |
| Division J | Creative Crafts | 20-21 |
| Division K | Hobbies & Collections | 21 |
| Division L | Photography | 22-23 |
| Division M | Livestock | 24-25 |
| | Animal Health Rules | 25-26 |
| Division M1 | Poultry | 26-30 |
| Division M2 | Non-Domestic Game Birds | 30 |
| Division M3 | Eggs | 30 |
| Division N | Cavies | 31-32 |
| Division O | Rabbits | 32-33 |
| Division P | Small Animals | 33-34 |
| Division Q | Herpetology | 34-35 |
| Division R | Small Animal Poster Contest | 35 |
| Division S | Horses | 35 |
| Division T | Dogs | 36 |
| Division U | Tae Kwon Do | 36-40 |
| Division V | Baton Twirling | 40 |
| Division W | Clogging | 41 |
| Division X | Shooting Sports | 41-42 |
| Division Y | 4-H Club Booths (no club booth exhibits for 2024) | 42 |
| Division Z | Special Events | 43-45 |
| | Talent Show | 43-44 |
| | Baby Parade | 44-45 |
| | Pet Parade | 45 |
| Division AA | Special Feature | 45 |
| | Frances Hagel Memorial Award | 46 |

The 4-H Youth Development Program is part of Rutgers Cooperative Extension. 4-H educational programs are offered to all youth, grades K-13, on an age-appropriate basis, without regard to race, religion, color, national origin, gender, sexual orientation, or disability. For additional information, contact: Kendrin Dyitt, 4-H Program Associate at (609) 625-0056 or www.nj4h.rutgers.edu.

AWARDS

1. Unless otherwise indicated, all exhibits will receive participation ribbons.
2. Members may receive only one award in Canning, Freezing, Dehydration, and Photography.

SPECIAL AWARDS

1. Best In Show rosettes will be awarded in divisions with 10 or more entries. Any entry receiving a Best In Show rosette MUST have an excellent rating. In divisions in which there are no entries rated Excellent, no Best-In-Show rosettes will be awarded.
2. Best In Show rosettes will be awarded to the outstanding Junior and Senior entries in Fancy Baked Goods unit if there are at least three entries.
3. ~~Club Booth Exhibits—ANY club that pre-registers for a club booth exhibits by the deadline of Saturday, July 20, will receive a \$25 premium. In addition, clubs will be awarded: \$25 for First Place, \$15 for Second Place, and \$10 for Third Place. (no club booths in 2024)~~
4. An Honorable Mention Rosette will be awarded in units or divisions with limited entries.
5. Outstanding Contribution to the 4-H Fair Award will be given to TWO 4-H members who contributed the greatest effort and showed the best attitude throughout 4-H Fair set-up and the 4-H Fair. A committee of adult representatives from 4-H Fair Association, 4-H Leaders' Association, and 4-H Youth Council, in addition to the 4-H Agent and the 4-H Program Associate(s), will meet on Saturday of the Fair to choose the winners of this award.
6. 4-H Citizenship Award will be awarded to two Senior members who have achieved in 4-H projects, community service, citizenship, and leadership throughout their 4-H careers. A committee of adult representatives from the 4-H Fair Association, 4-H Leaders' Association, and 4-H Youth Council, in addition to the 4-H Agent and 4-H Program Associate(s), will meet prior to the 4-H Fair to choose the winners of this award, based on formal leader recommendations.



Do you have too many award ribbons and don't know what to do with all of them? Instead of storing them in a box or throwing them away, consider donating your clean unwanted ribbons back to the Atlantic County 4-H Fair Association. Not only is it environmentally friendly to reuse, but it also saves the Fair Association much needed funds. On Saturday night, there will be three drop-off boxes on the stage to place your unwanted Danish ribbons (Excellent, Very Good, and Good). Reduce your clutter by donating your ribbons -- who needs 60 Excellent ribbons when a few will do?



2024 ATLANTIC COUNTY 4-H FAIR
OFFICIAL 4-H EXHIBIT CATALOG
FOR MEMBERS AND LEADERS

GENERAL RULES

1. Registered 4-H members (grades K-13) are eligible to exhibit. 4-H Cloverbud members (grades K-3) may exhibit in the Cloverbud Division ONLY (Division B).
2. Members in grades 8-13 as of September 2023 are considered to be in the Senior Division; members in grades 4-7 as of September 2023 are considered to be in the Junior Division. Members in grades K-3 as of September 2023 are considered to be in the Cloverbud Division, unless otherwise stipulated in the rules.
3. ALL members MUST have participated in a 4-H Fair Association Fundraiser and raised an amount of \$25 or contribute \$25 in lieu of fundraising. (This requirement began in the 2019-2020 4-H project year.)
4. ALL members MUST have also participated in a club or county Public Presentation following the state presentation guidelines. Participating in the Favorite Foods Show also counts towards this requirement.
5. Club members should exhibit in divisions in which they are enrolled and have carried a project during the current year. All members may exhibit in the Garden/Fruits & Vegetables, Flowers/Houseplants, Food Preservation, Baked Goods, Eggs, Fine Arts, Creative Crafts, and Photography.
6. All exhibits MUST be the result of the current year's club work and be approved by the members' 4-H club leader.
7. Record books MUST be complete as of Thursday, August 8, 2024 and MUST be brought with exhibits (IF REQUIRED). Record books will be checked by chairpersons of the exhibit and returned to the club member by the end of the Fair. FIVE Points will be deducted from each entry NOT accompanied by a record book. (See specific division to determine if a record book is required.)
8. ALL entries NOT meeting class requirements as listed will be **DISQUALIFIED**.
9. Exhibit tags and judging scoresheets MUST accompany ALL entries and be secured from 4-H club leaders or the County 4-H Office in Mays Landing. Exhibit tags and scoresheets should be filled out COMPLETELY and NEATLY using the correct division and class numbers, as well as the name of articles and club member. Division numbers and class numbers are found in this exhibit catalog. (See Table of Contents.)
10. Judging will begin at 9 a.m. on Friday, August 9, 2024, unless otherwise specified.
11. The 4-H Fair Association will NOT be liable, in any way, for loss due to fire, water, theft, an Act of God, or any cause whatsoever. The exhibitors shall hold the Fair Association blameless for any loss, and upon this condition ONLY are the entries and exhibits accepted. However, every precaution will be taken to protect all exhibits. Special officers will be on duty each night.
12. Any exhibitors removing an exhibit or any part of an exhibit without permission from the 4-H Fair Association will forfeit any or all ribbons. Tent and Barn Exhibits may NOT be removed until AFTER the selection of the Youth Ambassadors on Saturday, August 10. Barn Managers will be on duty to enforce this rule; ANY violations will NOT be permitted to participate in the

2025 4-H Fair. Horses may NOT be removed until Sunday morning (see Horse Project Activities Guide) without prior permission. 4-H Building Exhibits may not be removed until ½ hour after the completion of the Talent Show on Saturday, August 10, and then again on Sunday, August 11, 10 a.m. to 2 p.m. This will help eliminate the loss of valuable 4-H projects.

SPECIAL ENTRY RULES

1. ALL exhibits must be brought to the 4-H Fairgrounds between the hours of 6 and 9 p.m. on Thursday, August 8, 2024. NO Entries will be accepted AFTER 9 p.m.
2. All preserved foods (frozen, canned, dehydration) entries will be judged on Saturday, July 27 at the 4-H Office. Drop off preserved foods entries on Saturday, July 27, 10 a.m. to 12 p.m. at the 4-H Office in Mays Landing. Judging begins at 12 p.m. No entries accepted after 12 p.m. Preserved foods entries MUST be accompanied by dummy cartons to be used for exhibits at the Fair (see Division G through G3).
3. Other than canning, freezing, and dehydration no other “foods” can be entered that require refrigeration or freezing. Special circumstances may be taken into consideration pending weather.
4. All photography entries will be judged on Saturday, August 3, at the 4-H Center. Photography drop off is Monday, July 22, - Friday, July 26, 9 a.m. to 3:30 p.m. at the 4-H Office in Mays Landing. In addition, entries may be dropped off on Saturday, July 27, 10 a.m. to 12 p.m. at the 4-H Office. No other photos will be accepted after this time. Entries without Photography judging sheets and exhibit tags will not be accepted.
5. All members may exhibit in the Garden/Fruits & Vegetables, Flowers/Houseplants, Food Preservation, Baked Goods, Fine Arts, Eggs, Creative Crafts, Hobbies & Collections, and Photography divisions. Member must be in a clothing club (Cologne Busy Bees) to enter a project in the Clothing Division. Members not in a clothing club may enter their sewing projects in Creative Crafts, Division J.

HOW TO COMPLETE A 4-H EXHIBIT TAG


DIVISION B – GARDENS – FRUITS/VEGETABLES

Class:

1. Garden Crops-Vegetables
2. Herbs
3. Garden Crops-Novelty Produce

STEPS

1. Find the Division which includes your project; enter that number under DIVISION.
2. Find the class that best describes your entry; enter that number under CLASS.
3. Enter the exact name of your entry under ARTICLE.
4. Be sure to clearly print your NAME, CLUB NAME, AND GRADE.
5. Be sure to copy the information from the top onto the bottom.
6. Attach the exhibit tag securely so it will not separate from your entry. This is important so your entry can be identified.



ATLANTIC COUNTY 4-H FAIR

DIVISION _____ C _____

CLASS NUMBER _____ 2 _____

ARTICLE _____ rosemary _____

NAME _____ Sally Jones _____

CLUB _____ 4-H Garden Gnomes _____

AGE _____ 10 _____

GRADE _____ 5 _____

AWARD: Ex Vg Good Fair

DIVISION A - ADULT DIVISION

RULES

1. Exhibitors **MUST** be a registered adult 4-H volunteer, 4-H club leader, 4-H parent/legal guardian, or active master gardener in Atlantic County verified by the agriculture agent/ master gardener coordinator.
 2. Special adult exhibit tags should accompany ALL adult exhibits. Tags will be available on Thursday night during project entry drop-off on August 8, from 6 to 9 p.m. Due to other responsibilities, there will be some flexibility in accepting leaders' exhibits. However, ALL exhibits **MUST** be in place by 9 a.m. on Friday, August 9.
 3. All entries will receive a participation ribbon.
 4. Exhibits may include any articles made or grown by the exhibitor. Examples of exhibits are: food, crafts, vegetables, plants, photography, etc. Photos must be mounted; **NO GLASS FRAMES**. Any photos not picked up by Sunday will be **DISCARDED**.
 5. Best in Show and 2nd Best in Show will be awarded to the MOST outstanding entries in this division.
 6. General rules #9 and #10 (see pg. 4) apply to **ALL** adult exhibitors.
 7. Entries may be picked up between 10 and 11 p.m. on Saturday, August 10, or between 10 a.m. and 2 p.m. on Sunday, August 11. Any entries that are not picked up by Sunday will be **DISCARDED**.
-

DIVISION B - 4-H CLOVERBUD PROJECTS

Boys and girls enrolled in 4-H Cloverbud clubs or participate as a Cloverbud member (grade K-3) in a project club have the opportunity to exhibit articles that they have made or grown as a part of their 4-H Cloverbud club experiences. These articles are to be displayed in a special area assigned to 4-H Cloverbuds for exhibit ONLY.

- Participation ribbons will be given; while NO ratings will be given to these exhibits, comments/evaluations may be given.

NOTE: ALL members in grades K through 3 as of September 2023 MUST exhibit in the Cloverbud Division.

DIVISION C - GARDENS - FRUIT/VEGETABLES

RULES

In addition to General Rules and Special Entry Rules (refer to pgs. 4-5):

1. All exhibits must have been selected and grown by the club member exhibiting.
2. Exhibitors must select the BEST product and submit the required number of specimens listed for each class.
3. Given state, county, or club level 4-H presentation following the state presentation guidelines. Participating in the Favorite Foods Show also counts towards this requirement.

4. ALL members MUST have participated in a 4-H Fair Association Fundraiser and raised an amount of \$25 or contribute \$25 in lieu of fundraising. (This requirement began in the 2019-2020 4-H project year.)
5. Each entry must consist of a single variety correctly named.
6. A Best In Show and a 2nd Best In Show rosette will be awarded to the outstanding entries in this division.
7. The judging criteria for vegetables and fruits include uniformity of size, shape, color, and trueness to type.

| Class Number/Name | Class Description | Entry Requirements |
|--|---|--|
| Class 1: Garden Crops – Fruit, Vegetables | A fruit, root, flower, or leaf that is edible and was cared for at least 30 days prior to submission. | 2-4 specimens should be blemish free and at correct stage of ripeness. 3 entry maximum—each of a different species or cultivar; i.e. you can enter 3 tomatoes, but each must be a different cultivar – not all “Celebrity.” |
| Class 2: Herbs | A plant grown primarily for adding flavor rather than being consumed alone. | Plant should be healthy and appropriate size for species. 3 entry maximum—each of a different species or cultivar. |
| Class 3: Garden Crops – Novelty Produce | A unique fruit or vegetable that’s a funny shape. | The produce plant must be one that you have taken care of for at least 30 days prior to entry. |

DIVISION D – FLOWERS/HOUSEPLANTS

RULES

In addition to General Rules and Special Entry Rules (refer to pgs. 4-5):

1. All exhibits must have been grown, selected, and arranged by the club member exhibiting.
2. Given state, county, or club level 4-H presentation following the state presentation guidelines. Participating in the Favorite Foods Show also counts towards this requirement.
3. ALL members MUST have participated in a 4-H Fair Association Fundraiser and raised an amount of \$25 or contribute \$25 in lieu of fundraising. (This requirement began in the 2019-2020 4-H project year.)
4. Exhibitors must furnish their own containers. Adhesive tape on the bottom of the container must have the exhibitors name on it.
5. Exhibitors must select the BEST product and may submit ONE (1) entry in each class.
6. ALL entries must be labeled with common name and variety of plants.
7. A Best In Show and a 2nd Best In Show rosette will be awarded to the top two outstanding flower entries.

| Class Number/Name | Class Description | Entry Requirements |
|--|---|---|
| Class 1: Ornamentals – Flowers | Flowers that are grown for ornamental purposes and not ordinarily for consumption. | Flower still attached to plant. 3 entry maximum—each of a different species or cultivar. |
| Class 2: Ornamentals – Cut Flower Arrangement | Create a beautiful bouquet of cut flowers in a vase using a minimum of two varieties of flowers and five stems. | Flowers must be ones that are grown from seedling or a seed and have taken care of at least 14 days prior to entry. |
| Class 3: Houseplants | Includes all indoor houseplants and succulents. | Plant must be cared for by club member. |

DIVISION E – MODEL TRAIN

OBJECTIVES

To introduce young people, ages 7 to grade 13, to new or advanced skills by building an operating a modular model railroad by learning:

1. Basic simple carpentry and proper use of tools by building a model railroad module.
2. Elemental principles of safe low-voltage electrical wiring necessary to operate a model railroad.
3. Cooperation and teamwork through mutually erecting, connecting, and operating the model railroad.
4. Principles of graphic display in planning and creating theme, scenery, and model structure for the module.
5. Historical perspective, geography, and research techniques through the study of railroads, their history, and the regional communities they serve.

RULES

In addition to General Rules and Special Entry Rules (refer to pgs. 4-5):

1. Only enrolled members of the Model Train Club may exhibit.
2. Given state, county, or club level 4-H presentation following the state presentation guidelines. Participating in the Favorite Foods Show also counts towards this requirement.
3. ALL members MUST have participated in a 4-H Fair Association Fundraiser and raised an amount of \$25 or contribute \$25 in lieu of fundraising. (This requirement began in the 2019-2020 4-H project year.)
4. All exhibits must be the result of a club member's and parent/guardian's effort. Parent participation should be kept MINIMUM so as to enhance the child's overall experience.
5. Modules will be judged on the basis of creativity and demonstration of knowledge of the topics selected.
6. Modules can ONLY be judged one at a time, unless there has been a significant refurbishment or change to the module. The club leader or assistant club leader will make the determination as to whether the module has changed significantly from year to year to warrant being judged again.
7. Members will be scheduled to operate the display at the discretion of the leader.

8. Every member will set up and take down the Fair display.
9. All entries will receive Danish ribbons.

| Description | Entry Requirements |
|---|---|
| All modules will be judged under the same criteria. | All exhibits must be tagged with member's name and grade. |

DIVISION F – CLOTHING AND TEXTILES

RULES

In addition to General Rules and Special Entry Rules (refer to pgs. 4-5)

1. Only regularly enrolled 4-H members are eligible to exhibit. Member must be in a clothing club (Cologne Busy Bees) to enter projects that are sewn in this division.
2. Given state, county, or club level 4-H presentation following the state presentation guidelines. Participating in the Favorite Foods Show also counts towards this requirement.
3. ALL members **MUST** have participated in a 4-H Fair Association Fundraiser and raised an amount of \$25 or contribute \$25 in lieu of fundraising. (This requirement began in the 2019-2020 4-H project year.)
4. All clothing items will be judged at the 4-H Office on Saturday, July 27, at 10 a.m. Exhibitors **MUST** be present during judging. Please note that this is the **ONLY** time that clothing items will be judged. **THERE WILL BE NO EXCEPTIONS MADE.**
5. Each item must have an exhibit tag and scoresheet. These should be filled out **COMPLETELY.**
6. All garments **MUST** be entered on hangers.
7. Members **MUST** attempt new learning experiences in each successive section and level.
8. All entries not meeting class requirements as listed will be disqualified.
9. Members will receive a ribbon and award corresponding to the judging rating for each garment.
10. **All 4-Hers who have entered clothing MUST participate in the 4-H Fair Fashion Revue on Friday, August 9. Participants will receive a special participation ribbon.**
11. Outstanding entries will receive Best In Show or 2nd Best In Show rosettes in the Junior and Senior Divisions. They must receive an Excellent rating to be eligible.
12. Members in grades 8-13 as of September 2023 are considered to be in the Senior Division and members in grades 4-7 as of September 2023 are considered to be in the Junior Division.
13. Members with Special Needs are allowed to have a leader present with them during judging. 4-H staff **MUST** be notified in advance.
14. Cloverbud members (K-3) who want to be included in the Fashion Revue must drop off clothing items on July 27. Otherwise, items should be entered on Thursday, August 8, from 6-9 p.m.

| Class Number/Name | Class Requirements |
|-----------------------------------|---|
| Class 1: Beginner Only | Beginner Sewing Kit: includes at least 8 different notions a beginning sewer needs in a "sewing basket" you have decorated. |
| Class 2: Beginner Only | Pin cushion or needle book |
| Class 3: Beginner Only | Basic hand stitches: stuffed animal, booklet, etc. |
| Class 4 | Clothing accessory: tote bag, beach bag, purse, apron, poncho, belt, scarf, hat, etc. |
| Class 5 | Skirt, shorts, pants |
| Class 6 | Dress or Jumper |
| Class 7 | Other |

DIVISION F1 – 4-H FASHION REVUE: FRIDAY, AUGUST 9, 5:00 P.M.

RULES

In addition to General Rules and Special Entry Rules (refer to pages. 4-5):

1. Sewn items that have been judged and made by 4-H members or purchased as a Consumerism project must be modeled in the Fashion Revue at the 4-H Fair, Friday, August 9, at 5:00 p.m.
2. All members who entered clothing in the Fair must participate in the Fashion Revue.
3. Fashion Revue forms must be completed and turned in on July 27 at Clothing Evaluation. NO FORM = NO FASHION REVUE PARTICIPATION.
4. 4-H Fashion Revue line-up will be held at 4:30 p.m. in the building. 4-Hers may change into their garments at the Center and MUST change after the show and return their garments to the display. All 4-Hers should be at the Center at 4:00 p.m. to allow enough time for changing prior to line-up.
5. 4-Hers who participate in the Fashion Revue will receive participation ribbons. Awards will be given to the outstanding Junior and Senior models.

DIVISION F2 – HOME ENVIRONMENT & BASIC SEWING

RULES

In addition to General Rules and Special Entry Rules (refer to pages. 4-5):

1. To include home environment projects sewn or made by 4-H members in the current project year.
2. Given state, county, or club level 4-H presentation following the state presentation guidelines. Participating in the Favorite Foods Show also counts towards this requirement.
3. ALL members **MUST** have participated in a 4-H Fair Association Fundraiser and raised an amount of \$25 or contribute \$25 in lieu of fundraising. (This requirement began in the 2019-2020 4-H project year.)
4. Entries will be disqualified if they are NOT considered functional items used in a home environment. Craft/wooden items are NOT allowed in this section.
5. Judging criteria: quality of workmanship, usefulness/functional home use items, color and design application, personal creativity, cleanliness.
6. Best In Show and 2nd Best In Show rosettes will be awarded to outstanding entries in the Junior and Senior Divisions

| Class Number/Name | Class Description/Requirements |
|---|---|
| Class 1 Home Accessory | Pillow, pillow sham, photo frame, counted cross stitch home décor, etc. |
| Class 2 Bed Accessory | Bedspread, quilt, comforter, blanket, dust ruffle, etc. |
| Class 3 Bath Accessory | 2 decorative towels, 2 decorative hand towels, 2 decorative wash cloths, shower curtain, etc. |
| Class 4 Kitchen/Dining Accessory | 2 decorative kitchen towels, 2 potholders, small appliance cover, table covering, table runner, 4 placemats, etc. |
| Class 5 | Other |

DIVISION G - FOOD PRESERVATION

G1 – CANNING

In addition to General Rules and Special Entry Rules (refer to pgs. 4-5):

1. Canning exhibits will be judged on Saturday, July 27, at the 4-H Office. Entries must be dropped off at the 4-H Office on Saturday, July 27, from 10 a.m. to 12 p.m. No entries accepted after 12 p.m.
2. Given state, county, or club level 4-H presentation following the state presentation guidelines. Participating in the Favorite Foods Show also counts towards this requirement.
3. ALL members MUST have participated in a 4-H Fair Association fundraiser and raised an amount of \$25 or contribute \$25 in lieu of fundraising. (This requirement began in the 2019-2020 4-H project year.)
4. Recipes MUST accompany ALL entries. Recipes can be typed or NEATLY handwritten on **CARDSTOCK PAPER ONLY** no larger than 3" x 5". Points will be deducted if the recipe card is not legible or clear. No full sheets of paper allowed.
5. Best In Show and 2nd Best In Show rosettes will be awarded for outstanding entries in Junior and Senior Divisions based on the number of qualified entries.

| Class Number/Name | Entry Requirements |
|--------------------------------|--|
| Class 1: Fruit | <p>Use regulation canning jars, pints, or quarts for canning.</p> <p>All jars in each entry must be identical as to size, shape, and color. Rings should remain on jars for display. Rings and lids MUST be free from rust.</p> <p>4-H exhibit labels must be placed on the side of the jar one (1) inch from the base and filled out completely. Add the date the project was canned. Points may be deducted if the date is not added.</p> <p>Each canning entry should include ONE (1) unopened jar with canning label. A sample MUST also be brought. This sample can be another unopened jar or small sample in a baby food jar or other small container and should be labeled also. Samples might not be returned to exhibitors.</p> <p>Each 4-H'er may enter more than one entry in each class provided that different fruits or vegetables are used for each entry.</p> <p><u>Recipes MUST accompany ALL entries. Recipes can be typed or NEATLY handwritten on CARDSTOCK PAPER ONLY. Recipe must be on a card no larger than 3" x 5". Points will be deducted if the recipe card is not legible or clear. No full sheets of cardstock allowed.</u></p> |
| Class 2: Vegetables | <p>Use regulation canning jars, pints, or quarts for canning.</p> <p>All jars in each entry must be identical as to size, shape, and color. Rings should remain on jars for display. Rings and lids MUST be free from rust.</p> <p>4-H exhibit labels must be placed on the side of the jar one (1) inch from the base and filled out completely. Add the date the project was canned. Points may be deducted if the date is not added.</p> <p>Each canning entry should include ONE (1) unopened jar with canning label. A sample MUST also be brought. This sample can be another unopened jar or small</p> |

| | |
|--|---|
| | <p>sample in a baby food jar or other small container and should be labeled also. Samples might not be returned to exhibitors.</p> <p>Each 4-H'er may enter more than one entry in each class provided that different fruits or vegetables are used for each entry.</p> <p><u>Recipes MUST accompany ALL entries. Recipes can be typed or NEATLY handwritten on CARDSTOCK PAPER ONLY. Recipe must be on a card no larger than 3" x 5". Points will be deducted if the recipe card is not legible or clear. No full sheets of cardstock allowed.</u></p> |
| <p>Class 3: Jams or Jellies</p> | <p>Use regulation canning jars, ½ pints for jams and jelly glasses or canning jars for jelly.</p> <p>All jars in each entry must be identical as to size, shape, and color. Rings should remain on jars for display. Rings and lids MUST be free from rust.</p> <p>4-H exhibit labels must be placed on the side of the jar one (1) inch from the base and filled out completely. Add the date the project was canned. Points may be deducted if the date is not added.</p> <p>Each canning entry should include ONE (1) unopened jar with canning label. A sample MUST also be brought. This sample can be another unopened jar or small sample in a baby food jar or other small container and should also be labeled. Samples might not be returned to exhibitors.</p> <p>Each 4-H'er may enter more than one entry in each class provided that different fruits or vegetables are used for each entry.</p> <p><u>Recipes MUST accompany ALL entries. Recipes can be typed or NEATLY handwritten on CARDSTOCK PAPER ONLY. Recipe must be on a card no larger than 3" x 5". Points will be deducted if the recipe card is not legible or clear. No full sheets of cardstock allowed.</u></p> |
| <p>Class 4: Pickles or Relishes</p> | <p>Use regulation canning jars, pints, or quarts for canning.</p> <p>All jars in each entry must be identical as to size, shape, and color. Rings should remain on jars for display. Rings and lids MUST be free from rust.</p> <p>4-H exhibit labels must be placed on the side of the jar one (1) inch from the base and filled out completely. Add the date the project was canned. Points may be deducted if the date is not added.</p> <p>Each canning entry should include ONE (1) unopened jar with canning label. A sample MUST also be brought. This sample can be another unopened jar or small sample in a baby food jar or other small container and should also be labeled. Samples might not be returned to exhibitors.</p> <p>Each 4-H'er may enter more than one entry in each class provided that different fruits or vegetables are used for each entry.</p> <p><u>Recipes MUST accompany ALL entries. Recipes can be typed or NEATLY handwritten on CARDSTOCK PAPER ONLY. Recipe must be on a card no larger</u></p> |

| | |
|---------------------------|---|
| | <u>than 3" x 5". Points will be deducted if the recipe card is not legible or clear. No full sheets of cardstock allowed.</u> |
| Class 5: Other | <p>Use regulation canning jars, pints, or quarts for canning.</p> <p>All jars in each entry must be identical as to size, shape, and color. Rings should remain on jars for display. Rings and lids MUST be free from rust.</p> <p>4-H exhibit labels must be placed on the side of the jar one (1) inch from the base and filled out completely. Add the date the project was canned. Points may be deducted if the date is not added.</p> <p>Each canning entry should include TWO (2) unopened jars identical in size, with canning labels. A sample MUST also be brought. This sample can be another unopened jar or small sample in a baby food jar or other small container and should be labeled the same as other jars. Samples might not be returned to exhibitors.</p> <p>Each 4-H'er may enter more than one entry in each class provided that different fruits or vegetables are used for each entry.</p> <p><u>Recipes MUST accompany ALL entries. Recipes can be typed or NEATLY handwritten on CARDSTOCK PAPER ONLY. Recipe must be on a card no larger than 3" x 5". Points will be deducted if the recipe card is not legible or clear. No full sheets of paper allowed.</u></p> |

G2 – FREEZING

In addition to General Rules and Special Entry Rules (refer to pgs. 4-5):

1. Freezing exhibits will be judged on Saturday, July 27, at the 4-H Office. Entries must be dropped off at the 4-H Office on Saturday, July 27, from 10 a.m. to 12 p.m. No entries accepted after 12 p.m.
2. Given state, county, or club level 4-H presentation following the state presentation guidelines. Participating in the Favorite Foods Show also counts towards this requirement.
3. ALL members **MUST** have participated in a 4-H Fair Association Fundraiser and raised an amount of \$25 or contribute \$25 in lieu of fundraising. (This requirement began in the 2019-2020 4-H project year.)
4. Only items in the classes here specified may be entered.
5. Outstanding entries will receive Best In Show and 2nd Best In Show rosettes in Junior and Senior Divisions.

| Class Number/Name | Entry Requirements |
|---------------------------|--|
| Class 1: Fruit | <p>Entry should be a pint, ½ pint, or quart standard freezer packages of glass, plastic, cardboard, or freezer paper.</p> <p>Each package MUST be marked with the name of the project, date of freezing, and the name of the 4-H member.</p> <p>All freezing entries MUST include the frozen food and a dummy package, both with freezing labels. Dummy packages can be freezer containers, packages filled with</p> |

| | |
|--|---|
| | <p>pebbles, or blocks of wood wrapped in freezer paper. IMPORTANT: Dummy packages MUST be neat and clean. On the outside of the packages, there should be a picture cut out from a magazine or a drawing of the frozen food inside.</p> <p>Vacuum sealed freezer bag method is optional. Dummy packages MUST resemble packaging.</p> <p>Each 4-H'er may enter more than one entry in each class provided that different fruits or vegetables are used for each entry.</p> |
| <p>Class 2: Vegetables</p> | <p>Entry should be a pint, ½ pint, or quart standard freezer packages of glass, plastic, cardboard, or freezer paper.</p> <p>Each package MUST be marked with the name of the project, date of freezing, and the name of the 4-H member.</p> <p>All freezing entries MUST include the frozen food and a dummy package, both with freezing labels. Dummy packages can be freezer containers, packages filled with pebbles, or blocks of wood wrapped in freezer paper. IMPORTANT: Dummy packages MUST be neat and clean. On the outside of the packages, there should be a picture cut out from a magazine or a drawing of the frozen food inside.</p> <p>Vacuum sealed freezer bag method is optional. Dummy packages MUST resemble packaging.</p> <p>Each 4-H'er may enter more than one entry in each class provided that different fruits or vegetables are used for each entry.</p> |
| <p>Class 3: Meats and Baked Goods</p> | <p>Entry should be a pint, ½ pint, or quart standard freezer packages of glass, plastic, cardboard, or freezer paper.</p> <p>Each package MUST be marked with the name of the project, date of freezing, and the name of the 4-H member.</p> <p>All freezing entries MUST include the frozen food and a dummy package, both with freezing labels. Dummy packages can be freezer containers, packages filled with pebbles, or blocks of wood wrapped in freezer paper. IMPORTANT: Dummy packages MUST be neat and clean. On the outside of the packages, there should be a picture cut out from a magazine or a drawing of the frozen food inside.</p> <p>Vacuum sealed freezer bag method is optional. Dummy packages MUST resemble packaging.</p> <p>Each 4-H'er may enter more than one entry in each class provided that different fruits or vegetables are used for each entry.</p> |
| <p>Class 4: Freezer Jelly or Jam</p> | <p>Entry should be a pint, ½ pint, or quart standard freezer packages of glass, plastic, cardboard, or freezer paper.</p> <p>Each package MUST be marked with the name of the project, date of freezing, and the name of the 4-H member.</p> |

| | |
|------------------------------------|--|
| | <p>All freezing entries MUST include the frozen food and a dummy package, both with freezing labels. Dummy packages can be freezer containers, packages filled with pebbles, or blocks of wood wrapped in freezer paper. IMPORTANT: Dummy packages MUST be neat and clean. On the outside of the packages, there should be a picture cut out from a magazine or a drawing of the frozen food inside.</p> <p>Vacuum sealed freezer bag method is optional. Dummy packages MUST resemble packaging.</p> <p>Each 4-H'er may enter more than one entry in each class provided that different fruits or vegetables are used for each entry.</p> |
| <p>Class 5: Pickles</p> | <p>Entry should be a pint, ½ pint, or quart standard freezer packages of glass, plastic, cardboard, or freezer paper.</p> <p>Each package MUST be marked with the name of the project, date of freezing, and the name of the 4-H member.</p> <p>All freezing entries MUST include the frozen food and a dummy package, both with freezing labels. Dummy packages can be freezer containers, packages filled with pebbles, or blocks of wood wrapped in freezer paper. IMPORTANT: Dummy packages MUST be neat and clean. On the outside of the packages, there should be a picture cut out from a magazine or a drawing of the frozen food inside.</p> <p>Vacuum sealed freezer bag method is optional. Dummy packages MUST resemble packaging.</p> <p>Each 4-H'er may enter more than one entry in each class provided that different fruits or vegetables are used for each entry.</p> |
| <p>Class 6: Other</p> | <p>Entry should be a pint, ½ pint, or quart standard freezer packages of glass, plastic, cardboard, or freezer paper.</p> <p>Each package MUST be marked with the name of the project, date of freezing, and the name of the 4-H member.</p> <p>All freezing entries MUST include the frozen food and a dummy package, both with freezing labels. Dummy packages can be freezer containers, packages filled with pebbles, or blocks of wood wrapped in freezer paper. IMPORTANT: Dummy packages MUST be neat and clean. On the outside of the packages, there should be a picture cut out from a magazine or a drawing of the frozen food inside.</p> <p>Vacuum sealed freezer bag method is optional. Dummy packages MUST resemble packaging.</p> <p>Each 4-H'er may enter more than one entry in each class provided that different fruits or vegetables are used for each entry.</p> |

G3 – DEHYDRATED FOODS

In addition to General Rules and Special Entry Rules (refer to pgs. 4-5):

1. Exhibits will be judged on Saturday, July 27, at the 4-H Office. Entries must be dropped off at the 4-H Office on July 27, from 10 a.m. to 12 pm.
2. Given state, county, or club level 4-H presentation following the state presentation guidelines. Participating in the Favorite Foods Show also counts towards this requirement.
3. ALL members **MUST** have participated in a 4-H Fair Association Fundraiser and raised an amount of \$25 or contribute \$25 in lieu of fundraising. (This requirement began in the 2019-2020 4-H project year.)
4. Only items in the classes here specified may be entered.
5. Outstanding entries will receive Best In Show and 2nd Best In Show rosettes in Junior and Senior Divisions.

| Class Number/Name | Entry Requirements |
|--------------------------------|---|
| Class 1: Meat | <p>Each package MUST be marked with the name of the project, date dehydrated, and the name of the 4-H member.</p> <p>Vacuum sealed freezer bag method is optional. Dummy packages MUST resemble packaging.</p> <p>Each 4-H'er may enter more than one entry in each class provided that different fruits or vegetables are used for each entry.</p> |
| Class 2: Vegetables | <p>Each package MUST be marked with the name of the project, date dehydrated, and the name of the 4-H member.</p> <p>Vacuum sealed freezer bag method is optional. Dummy packages MUST resemble packaging.</p> <p>Each 4-H'er may enter more than one entry in each class provided that different fruits or vegetables are used for each entry.</p> |
| Class 3: Fruit | <p>Each package MUST be marked with the name of the project, date dehydrated, and the name of the 4-H member.</p> <p>Vacuum sealed freezer bag method is optional. Dummy packages MUST resemble packaging.</p> <p>Each 4-H'er may enter more than one entry in each class provided that different fruits or vegetables are used for each entry.</p> |

DIVISION H – BAKED GOODS

RULES

In addition to General Rules and Special Entry Rules (refer to pgs. 4-5):

1. Exhibits will be judged Friday, August 9. Entries must be brought to the 4-H Center on Thursday, August 8, from 6- 9 p.m.

2. All entries will receive Danish awards.
3. Given state, county, or club level 4-H presentation following the state presentation guidelines. Participating in the Favorite Foods Show also counts towards this requirement.
4. ALL members MUST have participated in a 4-H Fair Association Fundraiser and raised an amount of \$25 or contribute \$25 in lieu of fundraising. (This requirement began in the 2019-2020 4-H project year.)
5. NO FOODS REQUIRING REFRIDGERATION WILL BE ACCEPTED.
6. Recipes MUST accompany ALL entries. Recipes can be typed or NEATLY handwritten on **CARDSTOCK PAPER ONLY** no larger than 3" x 5". Points will be deducted if the recipe card is not legible, clear, or not on a 3"x5" card. No full sheets of paper allowed.
7. Best In Show and 2nd Best In Show rosettes will be awarded to the best overall entries in Breads, Brownies, Cakes, Candy, Cookies, Decorated Cakes, International Foods, Pastry, and Pies in the Junior and Senior Divisions, and for any unit in which there are 3 or more entries.
8. All entries should be consistent with the level baked of the member's cooking ability.

| Class Number/Name | Class Description | Entry Requirements |
|------------------------------|---|--|
| Class 1: Breads | Biscuits, muffins, corn bread, coffee cake, gingerbread, fruit bread, fruit & nut bread, vegetable bread, cheese bread, rolls, loaf bread (white, wheat, sourdough, etc.) | <p>See rules above.</p> <p>Entries must be prepared by the exhibitor from scratch (homemade, NO box mixes or commercial frosting/icing allowed).</p> <p>Entries must be brought on a disposable plate and either put in a Ziploc storage bag or covered with plastic wrap.</p> <p>Exhibit 4 samples or a whole loaf of bread</p> |
| Class 2: Cookies | Drop, bar, rolled, refrigerator, molded/shaped, fancy (filled or iced) | <p>See rules above.</p> <p>Entries must be prepared by the exhibitor from scratch (homemade, NO box mixes or commercial frosting/icing allowed).</p> <p>Entries must be brought on a disposable plate and either put in a Ziploc storage bag or covered with plastic wrap.</p> <p>Exhibit 4 samples</p> |
| Class 3: Brownies | | <p>See rules above.</p> <p>Entries must be prepared by the exhibitor from scratch (homemade, NO box mixes or commercial frosting/icing allowed).</p> <p>Entries must be brought on a disposable plate and either put in a</p> |

| | | |
|-------------------------------------|--|---|
| | | <p>Ziploc storage bag or covered with plastic wrap.</p> <p>Exhibit 4 samples</p> |
| Class 4: Candy | Fudge, brittle, hard candy, divinity, etc. | <p>See rules above.</p> <p>Entries must be prepared by the exhibitor from scratch (homemade, NO box mixes or commercial frosting/icing allowed).</p> <p>Entries must be brought on a disposable plate and either put in a Ziploc storage bag or covered with plastic wrap.</p> <p>Exhibit 4 samples.</p> |
| Class 5: Cakes | Yellow, chocolate, white, sponge, angel food, pound, spice, cupcakes, etc. | <p>See rules above.</p> <p>Entries must be prepared by the exhibitor from scratch (homemade, NO box mixes or commercial frosting/icing allowed).</p> <p>Entries must be brought on a disposable plate and either put in a Ziploc storage bag or covered with plastic wrap.</p> <p><u>Cupcakes</u>: exhibit 4 samples with or without icing</p> <p><u>Cakes</u>: exhibit ½ cake with or without icing</p> |
| Class 6: Decorated Cakes | Decorated to carry out a theme | <p>See rules above.</p> <p>Decorated cake class entries do not have to be a real cake. Dummy cake (i.e. Styrofoam, cardboard, etc.) can be used as a base to decorate.</p> <p>Entries must be prepared by the exhibitor from scratch (homemade, NO box mixes or commercial frosting/icing allowed).</p> <p>Entries must be brought on a disposable plate and either put in a Ziploc storage bag or covered with plastic wrap.</p> |
| Class 7: Pies | Fruit, pumpkin, sweet potato, etc. | <p>See rules above.</p> <p>Entries must be prepared by the exhibitor from scratch (homemade, NO</p> |

| | | |
|---|--|---|
| | | <p>box mixes or commercial frosting/icing allowed).</p> <p>Entries must be brought on a disposable plate and either put in a Ziploc storage bag or covered with plastic wrap.</p> <p>Exhibit whole pie.</p> |
| Class 8: Pastry | | <p>See rules above.</p> <p>Entries must be prepared by the exhibitor from scratch (homemade, NO box mixes or commercial frosting/icing allowed).</p> <p>Entries must be brought on a disposable plate and either put in a Ziploc storage bag or covered with plastic wrap.</p> <p>Exhibit 4 samples.</p> |
| Class 9: International Foods | Must include country of origin | <p>See rules above.</p> <p>Entries must be prepared by the exhibitor from scratch (homemade, NO box mixes or commercial frosting/icing allowed).</p> <p>Entries must be brought on a disposable plate and either put in a Ziploc storage bag or covered with plastic wrap.</p> <p>Exhibit 4 samples.</p> |
| Class 10: Snack Mix | | <p>See rules above.</p> <p>Entries must be prepared by the exhibitor from scratch (homemade, NO box mixes or commercial frosting/icing allowed).</p> <p>Entries must be brought on a disposable plate and either put in a Ziploc storage bag or covered with plastic wrap.</p> <p>Exhibit 2 cups worth.</p> <p>Entries receive Participation ribbons.</p> |
| Class 11: Other | Recipe file box, menu, baked goods gift basket, food or nutrition poster/display | <p>See rules above.</p> <p>Entries must be prepared by the exhibitor from scratch (homemade, NO box mixes or commercial frosting/icing allowed).</p> |

| | | |
|--|--|---|
| | | <p>Entries must be brought on a disposable plate and either put in a Ziploc storage bag or covered with plastic wrap.</p> <p>Entries receive Participation ribbons.</p> |
|--|--|---|

DIVISION I - FINE ARTS

RULES

In addition to General Rules and Special Entry Rules (refer to pgs. 4-5):

1. Exhibits will be judged Friday, August 9. Entries must be brought to the 4-H Center on Thursday, August 8, from 6- 9 p.m.
2. To include projects made by 4-H members during the current project year.
3. Given state, county, or club level 4-H presentation following the state presentation guidelines. Participating in the Favorite Foods Show also counts towards this requirement.
4. ALL members MUST have participated in a 4-H Fair Association Fundraiser and raised an amount of \$25 or contribute \$25 in lieu of fundraising. (This requirement began in the 2019-2020 4-H project year.)
5. Members may enter up to five (5) projects per class.
6. Best In Show and 2nd Best In Show rosettes will be awarded to outstanding entries in Junior and Senior Divisions.

| Class Number/Name | Class Description |
|--|---|
| Class 1: Artwork | Entries may include paintings, drawings, and sketches using any type of media. |
| Class 2: 3-D Artwork | Entries may include sculpture using any type of media, including, but not limited to, clay, foam, fabric, model magic, etc. |
| Class 3: Computer Related Art | Entries may include any art created using a computer program which may include, but not limited to, graphic design, web design, computer generated illustration, etc. |

DIVISION J - CREATIVE CRAFTS

RULES

In addition to General Rules and Special Entry Rules (refer to pgs. 4-5):

1. Exhibits will be judged Friday, August 9. Entries must be brought to the 4-H Center on Thursday, August 8, from 6- 9 p.m.
2. To include creative crafts projects made by 4-H members during the current project year.
3. Given state, county, or club level 4-H presentation following the state presentation guidelines.

Participating in the Favorite Foods also counts towards this requirement.

4. ALL members **MUST** have participated in a 4-H Fair Association Fundraiser and raised an amount of \$25 or contribute \$25 in lieu of fundraising. (This requirement began in the 2019-2020 4-H project year.)
5. Members must select their best for each class, and they may enter five (5) per class
6. Craft projects made at 4-H Camp may be entered.
7. Best In Show and 2nd Best In Show rosettes will be awarded to outstanding entries in the Junior and Senior Divisions

| Class Number/Name | Class Description |
|--|---|
| Class 1: Paper Crafts | Origami, scrapbooking, and any other paper craft. |
| Class 2: Trendy Crafts | Tie dye, duct tape, rainbow loom, and any other trendy craft. |
| Class 3: Camp-like Crafts | Basket weaving, leather, ceramics (premade), woodworking, and any other item that would be made at camp. |
| Class 4: Trash to Treasure Crafts | Transforming old things into new things. |
| Class 5: Fashion Accessories | Handcrafted jewelry (bracelets, necklace, rings, etc.) |
| Class 6: Clothing | Sewn projects not judged at Clothing Evaluation on July 27 and members not in a clothing club (Cologne Busy Bees) |

DIVISION K – HOBBIES AND COLLECTIONS

RULES

In addition to General Rules and Special Entry Rules (refer to pgs. 4-5)

1. Exhibits will be judged Friday, August 9. Entries must be brought to the 4-H Center on Thursday, August 8, from 6- 9 p.m.
2. All collections must be properly displayed and identifications made.
3. Given state, county, or club level 4-H presentation following the state presentation guidelines. Participating in the Favorite Foods also counts towards this requirement.
4. ALL members **MUST** have participated in a 4-H Fair Association Fundraiser and raised an amount of \$25 or contribute \$25 in lieu of fundraising. (This requirement began in the 2019-2020 4-H project year.)

| Class Number/Name | Class Description |
|--------------------------|--|
| Class 1 | Any hobby/collection, such as stamps, coins, rocks, stones, shells, model cars, etc. |

DIVISION L- PHOTOGRAPHY

RULES

In addition to General Rules and Special Entry Rules (refer to pgs. 4-5):

1. Photographs entered must have been taken and mounted by the 4-H member exhibiting, since August 1, 2023.
2. Given state, county, or club level 4-H presentation following the state presentation guidelines. Participating in the Favorite Foods also counts towards this requirement.
3. ALL members MUST have participated in a 4-H Fair Association Fundraiser and raised an amount of \$25 or contribute \$25 in lieu of fundraising. (This requirement began in the 2019-2020 4-H project year.)
4. All photography entries will be judged on Saturday, August 3, at the 4-H Center. Photography drop off is Monday, July 15, – Friday, July 19, 9 a.m. to 3:30 p.m. at the 4-H Office in Mays Landing. Entries may also be dropped off on Saturday, July 27, 10 a.m. to 12 p.m. at the 4-H Office. No other photos will be accepted after this time. Entries without Photography judging sheets and exhibit tags will not be accepted. NO photo entries will be accepted on day of judging or during exhibit entries on Thursday, August 8. Cloverbud photography exhibits should be entered on Thursday, August 8.
5. Photographs must be in the form of prints or enlargements, may be processed at home or commercially.
6. First, second, and third place ribbons will be awarded to 1 Junior and 1 Senior for combined divisions.

| Class Number/Name | Class Description | Entry Requirements |
|--|---|--|
| <p>Class 1: Animals, Domestic</p> | <p>Photos focusing on the various animals that have been tamed to fit our human environment and kept as a work animal, food source, or pet.</p> <p>Examples: chickens, cows, dogs/cats, hamsters, horses, pigs, sheep/goats.</p> <p>Not allowed: wildlife</p> | <p>Up to 4 photos allowed per class.</p> <p>Entries must be mounted appropriately on mounting mat or poster board with correctly filled out entry tag and judging sheet attached. The mounting will be judged on neatness and appropriate colors only. <u>NO GLASS FRAMES.</u></p> <p>No cross entering allowed. A photograph can only be entered in 1 class.</p> <p>All photographs must have been taken by the 4-H member and be a minimum of 300 dpi (dots per inch) quality resolution.</p> |
| <p>Class 2: Landscape and Nature, Wildlife</p> | <p>The focus of this category is to capture the beauty and uniqueness of the outdoors and non-domesticated animals.</p> <p>Photos may include, but are not limited to, wildlife, insects, sunsets, urban landscapes,</p> | <p>Up to 4 photos allowed per class.</p> <p>Entries must be mounted appropriately on mounting mat or poster board with correctly filled out entry tag and judging sheet</p> |

| | | |
|--|---|--|
| | <p>seascapes, cityscapes, farms, flowers, and flora. Detailed and macro (extremely close-up) photographs that meet the requirements are welcome.</p> <p>Examples: wildlife, insects, landscapes/gardens, an upward shot of a tree, scenic, or outdoors.</p> <p>Not allowed: photos taken through glass.</p> | <p>attached. The mounting will be judged on neatness and appropriate colors only. <u>NO GLASS FRAMES.</u></p> <p>No cross entering allowed. A photograph can only be entered in 1 class.</p> <p>All photographs must have been taken by the 4-H member and be a minimum of 300 dpi (dots per inch) quality resolution.</p> |
| <p>Class 3: Motion/Action</p> | <p>The capture of movement within a single photo helps tell a story. Whether it's a dog running, a train barreling down the tracks, or trees blowing in the wind, each of these scenes can come alive within a photograph using different techniques (i.e. blurring, freezing, shutter speed, timing, focus).</p> <p>Examples: ferris wheel spinning, horse running across field/pasture, sports, dancing, canoeing, kayaking, paddle boating, splashing in water.</p> <p>Not allowed: still life</p> | <p>Up to 4 photos allowed per class.</p> <p>Entries must be mounted appropriately on mounting mat or poster board with correctly filled out entry tag and judging sheet attached. The mounting will be judged on neatness and appropriate colors only. <u>NO GLASS FRAMES.</u></p> <p>No cross entering allowed. A photograph can only be entered in 1 class.</p> <p>All photographs must have been taken by the 4-H member and be a minimum of 300 dpi (dots per inch) quality resolution.</p> |
| <p>Class 4: Still Life</p> | <p>Category is a still life specialization of photography aimed at producing attractive photographs of inanimate objects which are either natural or manmade. Detailed and macro (extremely close-up) photographs that meet the category requirements are also welcome.</p> <p>Examples: food, place settings, bouquet of flowers, jewelry, books, drinking glass/teacup.</p> <p>Not allowed: photos of alcoholic beverages</p> | <p>Up to 4 photos allowed per class.</p> <p>Entries must be mounted appropriately on mounting mat or poster board with correctly filled out entry tag and judging sheet attached. The mounting will be judged on neatness and appropriate colors only. <u>NO GLASS FRAMES.</u></p> <p>No cross entering allowed. A photograph can only be entered in 1 class.</p> <p>All photographs must have been taken by the 4-H member and be a minimum of 300 dpi (dots per inch) quality resolution.</p> |

DIVISION M – LIVESTOCK

RULES

In addition to General Rules (refer to pg. 4):

1. Club members exhibiting or showing must be a 4-H member in “good standing” according to the state 4-H standards as follows. S/he must have:
 - a. Been registered member as of January 1, 2024 and have their project animal(s) registered by May 1, 2024
 - b. Attend at least 70% of regular club meetings and/or activities.
 - c. Given state, county, or club level 4-H presentation following the state presentation guidelines. Participating in Favorite Foods Show counts towards this requirement.
 - d. Participate in a 4-H Fair Association and raised an amount of \$25 or contribute \$25 in lieu of fundraising.
 - e. Been responsible for the physical care/training of animals to the fullest extent possible.
 - f. Completed and turned in a project record book for each species exhibiting.
2. In order to exhibit or participate in showmanship, an animal MUST be the 4-Her’s project animal from May 1 of the current year and have sent in a Livestock Registration Form to the 4-H Office by May 1. This means that they have participated in the care of a project animal(s).
3. Members MUST do their OWN fitting and handling for the show or exhibition.
4. Members MUST care for animals while on exhibit at the Fair.
5. Livestock animal exhibits may NOT be removed until 6am on Sunday, August 11th. Barn Managers will be on duty to enforce this rule; ANY violations will NOT be permitted to participate in the 2025 4-H Fair.
6. ALL Livestock Project members MUST attend the Pre-Fair Livestock and Poultry Members’ Meeting on Monday, August 5, at 6:30 p.m. (“Mandatory Monday”), during which ALL required health forms for project animals will be verified.
7. Goat showmanship and Round Robin showmanship events will be evaluated based on 3 classes: Cloverbuds (participation only), Junior (4-8th grade), and Senior (9-13th grade). Showmanship will be scored using the Danish system.
8. Goat showmanship: One Junior member will receive a trophy for Junior Champion Showman, and one Senior member will receive a trophy for Senior Champion Showman. Rosettes will be awarded for 2nd and 3rd place as well, in both Junior and Senior classes. Awards will be based on points accumulated on their showmanship score sheets. Final decisions are at the discretion of club leader(s). Cloverbuds will be participation and comments only and are not judged.
9. Round Robin: One Junior member will receive a rosette for Junior Champion Showman, and one Senior member will receive a rosette for Senior Champion Showman. Cloverbuds will be participation and comments only and are not judged.
10. Members who were not registered in any club as of January 1, 2024, and/or 4-H members of other clubs who have not attended at least 70% of Livestock & Poultry Club’s OR Dancing Hooves’ meetings and activities, will not be guaranteed space in the livestock barn. Space for livestock is limited and preference will be given to Livestock and Poultry Club and Dancing Hooves members who have been registered as of January 1, 2024 and

completed all requirements for fair.

11. Members who were not registered in any club as of January 1, 2024 will NOT be eligible for goat showmanship, round robin, herdsmanship, or project record book awards this year. However, full participation is still encouraged and expected for learning purposes, and scoresheet comments will be given by the judge(s).
 12. All members bringing livestock to the fair must still comply with all other livestock fair and health rules, regardless of whether or not they or their exhibits are eligible for awards.
 13. ONLY livestock members may sleep over. ALL Overnight/Event permission forms MUST be signed by a club leader prior to turning it into the 4-H Fair Office.
 14. NO ONE, except for the members, leaders, or barn managers, will be allowed in any livestock stalls.
 15. Best Herdsman (stall management) awards will be given to one Senior and one Junior member, at the discretion of club leaders.
 16. Best Project Record Book awards will be given to one Senior and one Junior member, at the discretion of club leaders.
 17. Show Attire Rules:
 - a. Show clothing for beef, meat goats, sheep, and swine is a clean, WHITE Shirt and Jeans.
 - b. Clothing for dairy goats is a clean, WHITE shirt and WHITE pants. (points will be deducted for wearing pants other than white, members will still be permitted to show)
 - c. Proper shoes for working with animals (ie. boots) are to be worn at ALL times around animals (pens and show ring) ---NO sandals, sneakers, or open-toed shoes are allowed.
 18. Animal Showing/Preparation Rules:
 - a. Members MUST do their OWN fitting and handling for the show or exhibition
 - b. Fiber goats and sheep need to be spring sheared and have normal regrowth to date
 - c. Dairy goats can be sheared or blocked. Body should be cleaned and properly clipped.
 - d. Market goats should be blocked
 - e. Market hogs should be shaved/slick shorn and washed
-

ANIMAL HEALTH RULES

1. ALL animals exhibited MUST have a completed 4-H Livestock Health Form AND an official Certificate of Veterinary Inspection (CVI) or Animal Health Certificate (AHC)—form DAH-111 is also acceptable for New Jersey Swine. The CVI or AHC MUST be completed or presented no later than Monday, August 5th at 6:30pm during the pre-fair livestock and poultry members' meeting. The certificate MUST indicate that the project animal did NOT originate from a flock/herd with foot rot, sore mouth, or any infectious or contagious disease.
2. In accordance with the NJ Department of Agriculture's rules and regulations for state and county fairs, ALL SHEEP and GOATS must have USDA-APHIS approved identification. Ear tag and/or approved breed registry tattoo is the ONLY approved form of identification. No sheep or goats will be eligible for veterinary inspections or admitted to the fairgrounds without permanent identification.
3. In the interest of public health, and in accordance with rules set forth by the Atlantic County 4-H Fair Association and the veterinarian-in-charge for the livestock barn, Dr. Suzanna Vaino: ALL mammalian livestock exhibited MUST be accompanied by a current RABIES VACCINATION CERTIFICATE. If your animal is not yet vaccinated, rabies vaccines and

certificates will be available free of charge during veterinary inspections on Friday, July 26, from 3pm-6pm.

4. All market animals MUST be accompanied by a Drug Use Form (DUF) for Food Animals Attending Fairs in the State of New Jersey, *whether or not your animal has been treated with any drug(s)*.
 - a. If you need to determine drug withdrawal times, please visit the USDA Food Animal Residue Avoidance Databank (FARAD) at www.farad.org/eldu-and-withdrawal-time.html
 5. ALL livestock deemed “exotic” MUST have a Permit for Possession as required by the Department of Fish, Game, and Wildlife
 6. ALL animals are subjected to a visual health inspection at unloading. Animals MUST be clean and appropriately trimmed upon arrival. Animals NOT properly cleaned, trimmed, in condition for public display, or suspected of having a health problem MUST be removed from the Fairgrounds IMMEDIATELY.
 7. Animals MUST be clean while on exhibit. Club members MUST dress neatly and keep the spaces occupied in a sanitary condition.
 8. NO animals with large scours are permitted. NO horned animals are permitted, unless approved by the 4-H Office based on breed character specifics.
 9. See NJDA’s 2024 Fair and Show Animal Health regulations:
<https://www.nj.gov/agriculture/divisions/ah/pdf/2024%20Fair%20and%20Show%20Letter.pdf>
-

DIVISION M-1 – POULTRY

RULES

In addition to General Rules (refer to pg. 4):

1. Club members exhibiting or showing MUST be a 4-H member in “Good Standing” according to the state 4-H standards as follows. S/he must have:
 - a. Been registered member as of January 1, 2024 and have their project animal(s) registered by May 1, 2024.
 - b. Attended at least 70% of regular club meetings and/or activities
 - c. Given a state, county, or club level 4-H presentation following the state presentation guidelines. Participating in Favorite Foods Show also counts towards this requirement.
 - d. Participate in a 4-H Fair Association and raised an amount of \$25 or contribute \$25 in lieu of fundraising.
 - e. Been responsible for the physical care/training of animals to the fullest extent possible.
 - f. Completed and turned in a project record book for each species exhibiting.
2. ALL poultry exhibited MUST be leg or wing banded and accompanied by the following **FOUR** animal health and regulatory documents. The original documents must be included in the exhibitor’s Project Record Book OR submitted to the exhibitor’s 4-H club leader no later than Monday, August 5th at 6:30pm during the pre-fair livestock and poultry members’ meeting:
 - a. An “Animal Health Certificate for New Jersey Fairs and Shows” form (signed by an Accredited Veterinarian within 30 days of the Fair).

- b. A “New Jersey 4-H Poultry, Rabbit, or Cavy Health Form” (signed by the exhibitor’s 4-H club leader or other responsible adult who has personally inspected the flock premises within 30 days of the Fair).
 - c. A completed “Drug Use Form (DUF) for Food Animals Attending Fairs in the State of New Jersey,” *whether or not your poultry or flock has been treated with any drug(s)*.
 - If you need to determine drug withdrawal times, please visit the USDA Food Animal Residue Avoidance Databank (FARAD) at www.farad.org/eldu-and-withdrawal-time.html
 - d. ALL exhibited poultry (except pigeons) must be free of Pullorum-Typhoid disease:
 - All poultry must be individually tested negative for Pullorum-Typhoid (NPIP form VS 9-2, dated within 30 days of the Fair), **OR**
 - All poultry must have originated from an NPIP Pullorum-Typhoid clean flock (NPIP form VS 9-3, dated within 60 days of the Fair).
3. Only birds in good health and in compliance with all animal health and regulatory requirements will be accepted for exhibit.
 4. ALL poultry must be CLEAN and FREE of mites prior to entering the Fair. Birds may be washed and groomed as needed prior to exhibiting, but must arrive at the Fair CLEAN and DRY.
 5. Poultry exhibits may NOT be removed until 6am on Sunday, August 11th. Barn Managers will be on duty to enforce this rule; ANY violations will NOT be permitted to participate in the 2025 4-H Fair.
 6. In order to be eligible for awards, youth exhibitors must be physically present during judging and available to answer questions from the judge.
 7. Whenever applicable, judges will use the American Standard of Perfection and/or the Bantam Standard as their guide for judging all Fancy and Domestic Game Poultry. Commercial Poultry (broiler trios) and Egg Production exhibits will be judged according to the National 4-H Poultry Judging Manual. The judge’s decisions are FINAL.
 8. All Fancy Poultry must have been owned by the exhibitor or the exhibitor’s lessor for at least 60 days prior to the Fair, AND must be a minimum of 12 weeks (3 months) of age.
 9. Commercial/Market Poultry (Class 1, meat birds/broilers) must be at least 5 weeks of age but no older than 7 months.
 - a. Minimum acceptable weight is 4lbs. and maximum weight is 11lbs. Weights will be taken upon entry and are used in the judging process.
 - b. Commercial broiler poultry exhibits will be displayed as a “trio” (ie. 3 meat birds in one pen = 1 exhibit). All birds composing a trio MUST be of the same sex, breed, and age.
 - c. Commercial broiler poultry less than 3 months of age are too young to be pullorum tested. Therefore, they must have originated from an NPIP Pullorum-Typhoid clean flock (see above; NPIP form VS 9-3 must be included with these entries).
 10. Egg Production (Class 4): This class has been created for those of you who do not wish to enter your birds in the Fancy Poultry division because you own “backyard” or mixed breed chickens whose main job is to produce eggs.
 - a. This class is open to LARGE FOWL, FEMALE BIRDS OF EGG-BEARING AGE ONLY.
 - b. All hens and pullets entered into the egg production class must arrive at the show accompanied by one-dozen eggs FROM THAT SPECIFIC BIRD. These eggs are considered part of the bird’s exhibit--they are displayed with the bird, and may NOT be entered into Division M-3 (egg judging).

- c. In this class, the eggs are just as important as the bird! Failure to bring the eggs or the proper eggs laid by that specific bird will result in DISQUALIFICATION of the entire entry, and the bird may be turned away if space is needed for other qualified entries.
11. Correct information (species, age, sex, breed, variety, and APA/ABA classification--if applicable) for each poultry exhibit MUST appear on all Coop Tags:
- a. Leg or wing band number
 - b. Species, Age, and Sex
 - Chickens: Specify if Cockerel (K), Pullet (P), Cock (C), Hen (H), or BROILER
 - Turkeys: Specify if Jake, Jennie, Tom, or Hen
 - Waterfowl: Specify if Goose, Gander, Duck, or Drake
 - c. Breed
 - d. Variety (if applicable)
 - All color varieties of fancy poultry and domestic game birds will be accepted for exhibit, whether they are APA/ABA recognized or not. Non-recognized varieties (NVR) of APA/ABA recognized breeds may also receive awards, upon the discretion of the judge.
 - e. Classification (Note, APA/ABA and other poultry classification is different from your 4-H exhibit class, which can be found in the table below.)
 - APA Large Fowl Chicken Classifications: American, Asiatic, English, Mediterranean, and All Other APA-Recognized Standard Breeds and Varieties (AOSB)
 - APA/ABA Bantam Chicken Classifications: Single comb clean legged (SCCL), Rose comb clean legged (RCCL), All other comb clean legged (AOCCL), Featherlegs, and Game Bantams
 - APA Recognized Duck Classifications: Heavy, Medium, Light, and Bantam
 - APA Recognized Geese Classifications: Heavy, Medium, and Light
 - APA Recognized Turkey Classification: Turkey
 - Non-Recognized Varieties (of APA/ABA recognized breeds) of large fowl and bantam chickens, turkeys, and waterfowl CAN be shown as fancy poultry and are eligible for Class Champion awards as long as (3) or more exhibits are entered.
 - Age, sex, breed, and variety should still be portrayed, but because non-recognized varieties do not fit into any of the above APA/ABA classifications, please note "non-recognized variety" (NRV) clearly on the coop tag.
 - Broiler Trios: Broiler
 - Coturnix Quail: Coturnix Quail
 - Egg Production: Hen, Pullet
 - f. Four Examples:
 - Large Fowl Chicken: H; Classification: American; Breed: Plymouth Rock; Variety: Barred
 - Bantam Chicken: K; Classification: RCCL; Breed: Bantam Wyandotte; Variety: White
 - Young Female Mixed Breed Turkey: Jennie; Mixed Breed
 - Duck: Drake; Classification: Light; Breed: Runner; Variety: White
 - Broiler Trio: Broiler Trio, Cornish Cross Pullets, 8 weeks (no variety is noted)
 - Egg Production: H; Classification: Egg Production; Breed: Easter Egger (no variety)
12. Awards:
- a. Junior and Senior members' poultry exhibits will be considered together. Cloverbud exhibits are not judged, but may receive comments.
 - b. Members who were not registered in any club as of January 1, 2024 and/or 4-H members of other clubs who have not attended at least 70% of Livestock & Poultry Club's meetings

and activities MAY bring ONE bird to the fair for the purposes of participating in poultry showmanship. It is possible that additional poultry for exhibition purposes may be permitted, depending on available space. Please understand that space for poultry is limited and preference will be given to Livestock and Poultry Club members who have been registered as of January 1, 2024 and completed all requirements for fair.

- c. Members who were not registered in any club as of January 1, 2024 will NOT be eligible for poultry showmanship, herdsmanship, round robin, or project record book awards this year. However, full participation is still encouraged and expected for learning purposes, and scoresheet comments will be given by the judge(s).
 - d. Commercial Market Poultry (Broiler Trio) Awards (Class 1): If three (3) or more exhibits of broiler trios are entered in Commercial Market Poultry, an award will be given for Champion Market Poultry Trio and Reserve Champion Market Poultry Trio.
 - e. Fancy Poultry Awards (Class 2): Champion Large Fowl (overall), Reserve Champion Large Fowl (overall), Champion Bantam (overall), and Reserve Champion Bantam (overall).
 - Class Champions: There MUST be at least three (3) judged exhibits in any one of the ten APA/ABA Classifications or the “non-recognized variety” class for a “Class Champion” ribbon to be awarded.
 - f. Domestic Game Bird Awards (Class 3): If three (3) or more exhibits are entered in Domestic Game Poultry, an award will be given for Champion Game Poultry and Reserve Champion Game Poultry.
 - g. Egg Production Awards (Class 4): If three (3) or more exhibits are entered in Egg Production Poultry, an award will be given for Champion Egg Production Poultry and Reserve Champion Egg Production Poultry.
 - h. Entries may receive more than one award, at the discretion of the Judge.
13. Cages must be kept CLEAN while on exhibit. ALL exhibitors will be required to participate in Poultry Management (Herdsmanship). As stated above (see “Livestock Rules”), an overall Herdsmanship Award will be awarded to one Senior and one Junior club member, at the discretion of the 4-H club leader(s).
14. Minimum attire during poultry judging and showmanship will be a clean white shirt and khaki pants with belt, and clean work/farm or cowboy/girl boots. Optional but strongly recommended attire for poultry showmanship includes a white, full-length lab coat. Long hair must be pulled back into a ponytail.

| Class Number/Name | Entry Requirements |
|--|--|
| Class 1: Commercial/Market Poultry Trio (meat birds/broilers) | See rules above. |
| Class 2a, 2b and 2c: Fancy Poultry (non- commercial) | See rules above. Class 2a: APA Recognized Large Fowl Breeds/Varieties Class 2b: APA/ABA Recognized Bantam Breeds/Varieties Class 2c: Non-Recognized Varieties of Fancy Poultry (NRV) |
| Class 3: Domestic Game Birds | See rules above. Class 3a: APA/ABA Recognized Breeds of Turkeys, Ducks, and Geese Class 3b: Coturnix Quail (only) and Mixed Breeds of Turkeys, Ducks, and Geese |

| | |
|------------------------------------|--|
| Class 4: Egg Production | See rules above, including Rule #10 under Poultry Rules. This class is open only to FEMALE, EGG PRODUCING CHICKENS ACCOMPANIED BY ONE DOZEN EGGS LAID BY THAT SPECIFIC BIRD! |
|------------------------------------|--|

DIVISION M-2 – NON-DOMESTIC (“EXOTIC”) GAME BIRDS

RULES

In addition to General Rules and Special Entry Rules (refer to pgs. 4-5):

1. Non-Domestic/Exotic Game Birds include partridges, pheasants, some pigeons and doves, non-coturnix quail, swans, wild turkeys and some ducks, such as mallards or wood ducks.
2. ALL poultry deemed “exotic” by New Jersey Statutes MUST present a valid Permit for Possession from NJ Fish and Wildlife.
3. Club members exhibiting or showing MUST be a 4-H member in “Good Standing” according to the state 4-H standards as follows. S/he must have:
 - a. Been registered member as of January 1, 2024 and have their project animal(s) registered by May 1, 2024.
 - b. Attended at least 70% of regular club meetings and/or activities
 - c. Given a state, county, or club level 4-H presentation following the state presentation guidelines. Participating in Favorite Foods Show also counts towards this requirement.
 - d. Participate in a 4-H Fair Association and raised an amount of \$25 or contribute \$25 in lieu of fundraising.
4. If three (3) or more entries are entered in Non-Domestic/Exotic Game Birds, awards may be given for Champion Game Bird and Reserve Champion Game Bird.

| Class Number/Name | Entry Requirements |
|---|--|
| Class 1: Any Non-Domestic/Exotic Game Bird | All general rules apply from the Poultry Division. All non-domestic/exotic game birds are required to have a permit from New Jersey Fish and Wildlife. Contact them with questions or to obtain a permit. |

DIVISION M-3 – EGGS

RULES

In addition to General Rules and Special Entry Rules (refer to pgs. 4-5):

1. Eggs will be judged in the Main Building—enter exhibits on Thursday, August 11, 6-9 p.m. at the Main Building.
2. Youth exhibitors MUST be a 4-H member in “Good Standing” according to the state 4-H standards as follows. S/he must have:
 - Been registered member as of January 1, 2024
 - Attended at least 70% of their primary club’s meetings and/or activities
 - Given a state, county, or club level 4-H presentation following the state presentation guidelines. Participating in Favorite Foods Show also counts towards

this requirement.

- Participate in a 4-H Fair Association and raised an amount of \$25 or contribute \$25 in lieu of fundraising.
3. Junior and Senior entries will be judged together using the Danish system and awards will be given for First, Second and Third Place overall. Cloverbud members will NOT be judged but comments may be received.

| Class Number/Name | Entry Requirements |
|---|---|
| Class 1a: Half-Dozen Eggs (Large Fowl) | Each entry will consist of a half-dozen (6) Standard/Large Fowl or (6) Bantam sized eggs. Any member may exhibit. More than one entry per member is permitted. Eggs must be washed. |
| Class 1b: Half-Dozen Eggs (Bantam) | Eggs must be displayed in a ½ carton or 6-egg tray. Eggs must be farm-raised by the project member exhibiting. Entries will be judged based on factors such as size, uniformity, freshness, and market value as per the National 4-H Poultry Judging Manual and the judge's discretion. |

DIVISION N – CAVIES

RULES

In addition to General Rules and Special Entry Rules (refer to pgs. 4-5):

1. Club members exhibiting or showing **MUST** be a 4-H member in “Good Standing” according to the state 4-H standards as follows. S/he must have:
 - a. Been registered member as of January 1, 2024.
 - b. Attend at least 70% of regular club meetings and/or activities.
 - c. Given state, county, or club level 4-H presentation following the state presentation guidelines. Participating in Favorite Foods Show also counts towards this requirement.
 - d. ALL members **MUST** have participated in a 4-H Fair Association Fundraiser and raised an amount of \$25 or contribute \$25 in lieu of fundraising. (This requirement began in the 2019-2020 4-H project year.)
 - e. Been responsible for the physical care/training of animals to the fullest extent possible.
 - f. Completed and turned in a project record book for each species exhibiting.
2. All cavies exhibited must have a completed 4-H Poultry, Rabbits, or Cavy Health Form.
 - a. The 4-H Poultry, Rabbit, or Cavy Health Form must be turned in during pre-Fair judging. Check with your club leader for more information.
3. Animals must be kept clean while on exhibit.
4. Members **MUST** be present for ALL judging.
5. Best of Breed and Reserve Best of Breed will be awarded pending the number of entries.
6. There must be three (3) exhibits in a breed for a rosette to be awarded in that breed.
7. ALL classes will be judged by breed.

| Class Number/Name | Class Description | Entry Requirements |
|--|--|---------------------------|
| Class 1: Cavy, Jr. Sow | Under 4 months old, weighing 12-22 ounces | See rules above |
| Class 2: Cavy, Jr. Boar | Under 4 months old, weighing 12-22 ounces | See rules above |
| Class 3: Cavy, Intermediate Sow | Up to 6 months old, weighing 22-30 ounces | See rules above |
| Class 4: Cavy, Intermediate Boar | Up to 6 months old, weighing 223-30 ounces | See rules above |
| Class 5: Cavy, Sr. Sow | 6 months or older, weighing over 30 ounces | See rules above |
| Class 6: Cavy, Sr. Boar | 6 months or older weight over 30 ounces | See rules above |
| Class 7: Cavy, litter with or without Sow | | See rules above |

DIVISION O – RABBITS

RULES

In addition to General Rules and Special Entry Rules (refer to pgs. 4-5):

1. Club members exhibiting or showing **MUST** be a 4-H member in “Good Standing” according to the state 4-H standards as follows. S/he must have:
 - a. Been registered member as of January 1, 2024.
 - b. Attend at least 70% of regular club meetings and/or activities.
 - c. Given state, county, or club level 4-H presentation following the state presentation guidelines. Participating in Favorite Foods also counts towards this requirement.
 - d. ALL members **MUST** have participated in a 4-H Fair Association Fundraiser and raised an amount of \$25 or contribute \$25 in lieu of fundraising. (This requirement began in the 2019-2020 4-H project year.)
 - e. Been responsible for the physical care/training of animals to the fullest extent possible.
 - f. Completed and turned in a project record book for each species exhibiting.
2. All rabbits exhibited must have a completed 4-H Poultry, Rabbits, or Cavy Health Form.
 - a. The 4-H Poultry, Rabbit, or Cavy Health Form must be turned in during pre-Fair judging. Check with your club leader for more information.
3. Animals must be kept clean while on exhibit.
4. Members must be present for judging.
5. Best of Breed and Reserve Best of Breed will be awarded pending the number of entries.
6. There must be three (3) exhibits in a breed for a rosette to be awarded in that breed.
7. ALL classes will be judged by breed.

| Class Number/Name | Class Description | Entry Requirements |
|---|--|---------------------------|
| Class 1: Rabbit, Doe & Litter | At least 1 month old, but not over 8 weeks old, with at least three young. | See rules above |
| Class 2: Rabbit, Junior Buck | At least 3 months old, but under 6 months old. | See rules above |
| Class 3: Rabbit, Junior Doe | At least 3 months old, but under 6 months old | See rules above |
| Class 4: Rabbit, Intermediate Buck | At least 6 months old, but under 8 months old. Intermediate Buck and Doe will ONLY be in the following breeds: California, Checkered Giant, Giant Chinchilla, Crème D' Argent, Flemish Giant, English Lop, French Lop, Palomino, Satin, and New Zealand | See rules above |
| Class 5: Rabbit, Intermediate Doe | At least 6 months old, but under 8 months old. Intermediate Buck and Doe will ONLY be in the following breeds: California, Checkered Giant, Giant Chinchilla, Crème D' Argent, Flemish Giant, English Lop, French Lop, Palomino, Satin, and New Zealand | See rules above |
| Class 6: Rabbit, Senior Buck | 8 months and older | See rules above |
| Class 7: Rabbit, Senior Doe | 8 months and older | See rules above |

DIVISION P – SMALL ANIMALS

RULES

P
In addition to General Rules and Special Entry Rules (refer to pgs. 4-5):

1. Club members exhibiting or showing **MUST** be a 4-H member in “Good Standing” according to the state 4-H standards as follows. S/he must have:
 - a. Been registered member as of January 1, 2024.
 - b. Attend at least 70% of regular club meetings and/or activities.
 - c. Given state, county, or club level 4-H presentation following the state presentation guidelines. Participating in Favorite Foods Show also counts towards this requirement.
 - d. ALL members **MUST** have participated in a 4-H Fair Association Fundraiser and raised an amount of \$25 or contribute \$25 in lieu of fundraising. (This requirement began in the 2019-2020 4-H project year.)
 - e. Been responsible for the physical care/training of animals to the fullest extent possible.
 - f. Completed and turned in a project record book for each species exhibiting.
2. All small animals exhibited must have a completed 4-H Poultry, Rabbits, or Cavy Health Form.
 - a. The 4-H Poultry, Rabbit, or Cavy Health Form must be turned in pre-Fair judging. Check with your club leader for more information.
 - b. All small animals deemed “exotic” must have a Permit for Possession as required by the Department of Fish, Game, and Wildlife
3. Animals must be kept clean while on exhibit.

4. Members **MUST** be present for judging.
5. Best of Breed and Reserve Best of Breed will be awarded pending the number of entries.
6. There must be three (3) exhibits in a breed for a rosette to be awarded in that breed.
7. All classes will be judged by breed

| Class Number/Name | Class Description | Entry Requirements |
|-----------------------------------|--------------------------|---------------------------|
| Class 1: Junior Female | Under 4 months of age | See rules above |
| Class 2: Junior Male | Under 4 months of age | See rules above |
| Class 3: Senior Female | Over 4 months of age | See rules above |
| Class 4: Senior Male | Over 4 months of age | See rules above |

DIVISION Q - HERPETOLOGY

RULES

In addition to General Rules and Special Entry Rules (refer to pgs. 4-5):

1. Club members exhibiting or showing **MUST** be a 4-H member in “Good Standing” according to the state 4-H standards as follows. S/he must have:
 - a. Been registered member as of January 1, 2024
 - b. Attend at least 70% of regular club meetings and/or activities.
 - c. Given state, county, or club level 4-H presentation following the state presentation guidelines. Participating in Favorite Foods Show also counts towards this requirement.
 - d. ALL members **MUST** have participated in a 4-H Fair Association Fundraiser and raised an amount of \$25 or contribute \$25 in lieu of fundraising. (This requirement began in the 2019-2020 4-H project year.)
 - e. Been responsible for the physical care/training of animals to the fullest extent possible.
 - f. Completed and turned in a project record book for each species exhibiting.
2. All herpetology exhibited must have a completed 4-H Poultry, Rabbits, or Cavy Health Form.
 - a. The 4-H Poultry, Rabbit, or Cavy Health Form must be turned in during pre-Fair judging. Check with your club leader for more information.
 - b. All herpetology are deemed exotic and **MUST** have a Permit for Possession as required by the Department of Fish, Game, and Wildlife
3. Animals must be kept clean while on exhibit.
4. Members **MUST** be present for judging.
5. Best of Breed and Reserve Best of Breed will be awarded pending the number of entries.
6. There must be three (3) exhibits for a rosette to be awarded.
7. All classes will be judged by breed.

| Class Number/Name | Class Description | Entry Requirements |
|-----------------------------------|--------------------------|---------------------------|
| Class 1: Junior Female | Under 4 months of age | See rules above |
| Class 2: Junior Male | Under 4 months of age | See rules above |
| Class 3: Senior Female | Over 4 months of age | See rules above |
| Class 4: Senior Male | Over 4 months of age | See rules above |

DIVISION R – SMALL ANIMAL POSTER CONTEST

OBJECTIVE: To inform the public about best care practices, show practices, breeds, current events, etc. that relate to the Small Animal project area.

In addition to General Rules and Special Entry Rules (refer to pgs.4-5):

RULES

1. Participants must be an active Whisker, Whistle, & Wabbits member (in good standing).
 - a. Must attend 70% of meetings.
 - b. Complete a club or county level presentation. Favorite Foods Show also counts towards this requirement.
 - c. ALL members **MUST** have participated in a 4-H Fair Association Fundraiser and raised an amount of \$25 or contribute \$25 in lieu of fundraising. (This requirement began in the 2019-2020 4-H project year.)
2. Poster content must deal with the Small Animal project area (Rabbits, Cavy, Small Animal, & Herpetology).
3. Poster Board, Foam Board, or Display board in any size larger than 8" x 11" may be used. Tailor your poster size to the amount of content you are putting on (do not overcrowd or leave big blank spaces).
4. Posters must be turned in at Fair Check in with all other projects on Thursday, August 8, at the Small Animal barn after 6 p.m.
5. Make sure to verify information. Check & double check. Include source list for the information on a separate piece of paper or write it on the back of the poster.
6. Members are **REQUIRED** to write their name (first & last) on the back of the poster and include their grade as of September 2023.
7. Members are encouraged to have fun and think outside the box. There is a ton of information out there about the Small Animal project area (care, use, housing, show, commercial, diseases, etc.)

DIVISION S – HORSES

General Rules and definitions of this book apply. Rules for the Horse Division can be found in the Atlantic County 4-H Fair Horse Show Rulebook and Activity Guide, if available.

DIVISION T - DOGS

RULES

In addition to General Rules and Special Entry Rules (refer to pgs. 4-5):

1. Exhibitor must have attended 70% of business and training meetings.
2. Complete a club or county level presentation. Favorite Foods Show also counts toward this requirement.
3. ALL members **MUST** have participated in a 4-H Fair Association Fundraiser and raised an amount of \$25 or contribute \$25 in lieu of fundraising. (This requirement began in the 2019-2020 4-H project year.)
4. Exhibitor must have completed and presented dog project book.
5. Exhibitor must have proof of up-to-date dog inoculations.
6. Exhibitor must have dog under control and on a leash at all times, except when in the show ring.

| Class Number/Name | Entry Requirements |
|--|---------------------------|
| Class 1: Obedience Trials – Beginner | See rules above |
| Class 2: Obedience Trials – Graduate Beginner | See rules above |
| Class 3: Obedience Trials – Novice | See rules above |
| Class 4: Obedience Trials – Graduate Novice | See rules above |
| Class 5: Obedience Trials – Rally | See rules above |

DIVISION U – TAE KWON DO

RULES

In addition to General Rules and Special Entry Rules (refer to pgs. 4-5):

1. Only regularly enrolled 4-H Tae Kwon Do members are eligible to exhibit.
2. Members must attempt new learning experiences in each successive section and level.
3. Members will receive a ribbon and award corresponding to judging for each section/level.
4. Outstanding exhibits will receive Honorable Mention rosettes in their Junior and Senior division.
 - a. Honorable Mention rosettes must have received an Excellent rating.
5. All members (Cloverbud/Junior/Senior) who participate will receive a special ribbon.
6. Members in grades K-3 as of September 2023 are considered Cloverbud division. Members in grades 4-7 as of September 2023 are considered to be junior division. Members in grades 8-13 as of September 2023 are considered to be senior division.
7. All members are required to submit their Tae Kwon Do Club guidebook for review at time exhibit.
8. Members will be judged on categories based on forms, demonstrations, technical skills, breaking techniques, self-confidence, interpersonal skills, and self-defense techniques based on review at time of exhibit.

9. All members are required to participate in the 4-H Public Presentations program to participate in Fair activities. Favorite Foods Show also counts toward this requirement.
10. ALL members MUST have participated in a 4-H Fair Association Fundraiser and raised an amount of \$25 or contribute \$25 in lieu of fundraising. (This requirement began in the 2019-2020 4-H project year.)

LEVEL 1

| Class Name/Number | Class Description | Entry Requirements |
|--|--|---------------------------|
| Level 1 – White Belt Class 1: White Belt Form | Low: tiger one Middle: tiger two High: tiger three | See rules above |
| Level 1 – White Belt Class 2: Technical Skills | Low: basic blocks and front thrust kicks Middle: basic blocks and round house kicks High: basic blocks and side kick | See rules above |
| Level 1 – White Belt Class 3: Breaking Technique | Low: elbow strike Middle: front thrust kick High: flying side kick | See rules above |
| Level 1 – White Belt Class 4: Terminology | Korean/English terminology related to Tae Kwon Do | See rules above |
| Level 1 – White Belt Class 5: Self Confidence | Demonstrated through proper body positioning/ability to vocalize commands and demonstrating a command presence | See rules above |
| Level 1 – White Belt Class 6: Interpersonal Skills | Demonstrating ability to communicate thought and deed to other club members and judges | See rules above |
| Level 1 – White Belt Class 7: Self Defense Techniques | Low/Middle: basic one step sparring techniques High: white high belt one step sparring techniques | See rules above |

LEVEL 2

| | | |
|---|---|-----------------|
| Level 2 – Yellow Belt Class 1: Yellow Belt Form | Low: Palgwe Il Jang Middle: Palgwe E Jang/Palgwe Sa Jang | See rules above |
| Level 2 – Yellow Belt Class 2: Technical Skills | Low: basic blocks and side kick Middle: basic blocks and flying sidekick High: basic blocks and double round house kick | See rules above |
| Level 2 – Yellow Belt Class 3: Breaking Technique | Low: flying side kick Middle: flying side kick High: side kick | See rules above |
| Level 2 – Yellow Belt Class 4: Terminology | Korean/English terminology related to Tae Kwon Do | See rules above |
| Level 2 – Yellow Belt Class 5: Self-Confidence | Demonstrated through proper body positioning/ability to vocalize commands and demonstrating a command presence | See rules above |
| Level 2—Yellow Belt Class 6: Interpersonal Skills | Demonstrating ability to communicate thought and deed to other club members and judges. | See rules above |
| Level 2 – Yellow Belt Class 7: Self Defense Techniques | Low/Middle: basic yellow belt one step sparring techniques High: yellow high belt one step sparring techniques | See rules above |

LEVEL 3

| | | |
|--|---|-----------------|
| Level 3 – Green Belt Class 1: Green Belt Form | Low: Palgwe Sa Jang Middle: Tae Juek I1 Jang High: Tae Juek E Jang | See rules above |
| Level 3 – Green Belt Class 2: Technical Skills | Low: basic blocks and back fist Middle: basic blocks and hammer fist High: basic blocks and palm heel strike and back side kick | See rules above |
| Level 3 – Green Belt Class 3: Breaking Technique | Low: punch/back fist and side kick Middle: punch/back fist and side kick punch/back fist and back side kick | See rules above |
| Level 3 – Green Belt Class 4: Terminology | Korean/English terminology related to Tae Kwon Do | See rules above |
| Level 3 – Green Belt Class 5: Self-Confidence | Demonstrated through proper body positioning/ability to vocalize commands and demonstrating a command presence | See rules above |
| Level 3 – Green Belt Class 6: Interpersonal Skills | Demonstrating ability to communicate thought and deed to other club members and judges | See rules above |
| Level 3 – Green Belt Class 7: Self Defense Techniques | Low/Middle: basic green belt one step sparring techniques High: green high belt one step sparring techniques | See rules above |

LEVEL 4

| | | |
|---|---|-----------------|
| Level 4 – Blue Belt Class 1: Blue Belt Form | Low: Palgwe O Jang Middle: Palgwe Yuek Jang High: Palgwe Chill Jang | See rules above |
| Level 4 – Blue Belt Class 2: Technical Skills | Low: basic blocks and jump front thrust kick Middle: triple punch and jump spin kick High: hook kick and jump spin kick | See rules above |
| Level 4 – Blue Belt Class 3: Breaking Technique | Low: triple punch and jump front thrust kick Middle: triple punch and jump spin kick High: hook kick and jump spin kick | See rules above |
| Level 4 – Blue Belt Class 4: Terminology | Korean/English terminology related to Tae Kwon Do | See rules above |
| Level 4 – Blue Belt Class 5: Self Confidence | Demonstrated through proper body positioning/ability to vocalize commands and demonstrating a command presence | See rules above |
| Level 4 – Blue Belt Class 6: Interpersonal Skills | Demonstrating ability to communicate thought and deed to other club members and judges | See rules above |
| Level 4 – Blue Belt Class 7: Self Defense Techniques | Low/Middle: basic blue belt one step sparring techniques High: blue high belt one step sparring techniques | See rules above |

LEVEL 5

| | | |
|---|--|-----------------|
| Level 5 – Red Belt Class 1: Red Belt Form | Low: tae juek sam jang/tae juek sa jang Middle: Palgwe Pal Jang High: Koryo | See rules above |
| Level 5 – Red Belt Class 2: Technical Skills | Low: basic blocks and jump back side kick Middle: basic blocks and switch round house | See rules above |

| | | |
|--|---|-----------------|
| | High: basic blocks spinning hook kick | |
| Level 5 – Red Belt Class 3: Breaking Technique | Low: triple punch and jump front thrust kick Middle: triple punch and jump spin kick High: basic blocks and hook kick | See rules above |
| Level 5 – Red Belt Class 4: Terminology | Korean/English terminology related to Tae Kwon Do | See rules above |
| Level 5 – Red Belt Class 5: Self Confidence | Demonstrated through proper body positioning/ability to vocalize commands and demonstrating a command presence | See rules above |
| Level 5 – Red Belt Class 6: Interpersonal Skills | Demonstrating ability to communicate thought and deed to other club members and judges | See rules above |
| Level 5 – Red Belt Class 7: Self Defense Techniques | Low/Middle: basic red belt one step sparring techniques High: red high belt one step sparring techniques | See rules above |

LEVEL 6

| | | |
|--|--|-----------------|
| Level 6 – Black Belt (First Dan) Class 1: Black belt first dan form | Koyro | See rules above |
| Level 6 – Black Belt (First Dan) Class 2: Technical Skills | all listed above and including back spinning round house kick | See rules above |
| Level 6 – Black Belt (First Dan) Class 3: Breaking Technique | double fist break of patio blocks and/or tiles and elevated kick breaking techniques | See rules above |
| Level 6 – Black Belt (First Dan) Class 4: Terminology | Korean/English terminology related to Tae Kwon Do | See rules above |
| Level 6 – Black Belt (First Dan) Class 5: Self Confidence | Demonstrated through proper body positioning/ability to vocalize commands and demonstrating a command presence | See rules above |
| Level 6 – Black Belt (First Dan) Class 6: Interpersonal Skills | Demonstrating the ability to communicate thought and deed to other club members and judges | See rules above |
| Level 6 – Black Belt (First Dan) Class 7: Self Defense Techniques | all listed above self-techniques and Hap Ki Do techniques | See rules above |

LEVEL 7

| | | |
|---|---|-----------------|
| Level 7 – Black Belt (Second Dan) Class 1: Second Degree Black Belt Form | Kuemgang (and all Palgwe/Tae Juek/ Koryo forms | See rules above |
| Level 7 – Black Belt (Second Dan) Class 2: Technical Skills | all listed above and including double split kick | See rules above |
| Level 7 – Black Belt (Second Dan) Class 3: Breaking Technique | palm heel strike to multiple patio blocks or tile and elevated breaking techniques | See rules above |
| Level 7 – Black Belt (Second Dan) Class 4: Terminology | Korean/English terminology related to Tae Kwon Do | See rules above |
| Level 7 – Black Belt (Second Dan) Class 5: Self Confidence | Demonstrated through proper body positioning/ability to vocalize commands and demonstrates a command presence | See rules above |

| | | |
|---|--|-----------------|
| Level 7 – Black Belt (Second Dan) Class 6: Interpersonal Skills | Demonstrating the ability to communicate thought and deed to other club members and judges. Taking on teaching/leading roles of club responsibilities. | See rules above |
| Level 7 – Black Belt (Second Dan) Class 7: Self Defense Techniques | all listed above self-defense techniques and Hap Ki Do techniques | See rules above |

LEVEL 8

| | | |
|---|--|-----------------|
| Level 8 – Black Belt (Third Dan) Class 1: Third Degree Black Belt Form | Taebek and all Palqwe/Tae Juek/Koryo/Huemgang forms | See rules above |
| Level 8 – Black Belt (Third Dan) Class 2: Technical Skills | all listed above and including double split kick | See rules above |
| Level 8 – Black Belt (Third Dan) Class 3: Breaking Technique | palm heal strike to multiple patio blocks or tile and elevated breaking techniques | See rules above |
| Level 8 – Black Belt (Third Dan) Class 4: Terminology | Korean/English terminology related to Tae Kwon Do | See rules above |
| Level 8 – Black Belt (Third Dan) Class 5: Self Confidence | Demonstrated through proper body positioning/ability to vocalize commands and demonstrates a command presence | See rules above |
| Level 8 – Black Belt (Third Dan) Class 6: Interpersonal Skills | Demonstrating the ability to communicate thought and deed to other club members and judges. Taking on teaching/leading roles of club responsibilities. | See rules above |
| Level 8 – Black Belt (Third Dan) Class 7: Self Defense | all listed above self-defense techniques and Hap Ki Do techniques | See rules above |

DIVISION V – BATON TWIRLING

OBJECTIVES

1. To gain confidence by performing twirling routines in front of an audience.
2. To learn skills in twirling and have fun at the same time.
3. To develop skills in choreography, timing, and planning in creating twirling routines.

RULES

In addition to General Rules and Special Entry Rules (refer to pgs. 4-5):

1. To participate in the twirling demonstrations during the Fair, you must be a member of good standing of the baton 4-H club.
 - a. Attend at least 70% of all club meetings and functions.
 - b. Participate in a Public Presentation—club, county, or state level. Favorite Foods Show also counts toward this requirement.
 - c. ALL members MUST have participated in a 4-H Fair Association Fundraiser and raised an amount of \$25 or contribute \$25 in lieu of fundraising. (This requirement began in the 2019-2020 4-H project year.)
2. Participates will receive baton specific participation ribbons.

DIVISION W – CLOGGING

OBJECTIVES

1. To gain confidence by performing clogging routines in front of an audience.
2. To learn skills in clogging and fun at the same time.
3. To develop skills in choreography, timing, and planning in creating clogging routines.

RULES

In addition to General Rules and Special Entry Rules (refer to pgs. 4-5):

1. To participate in the clogging demonstrations during the Fair, you must be a member of good standing of the clogging 4-H club.
 - a. Attend at least 70% of all club meetings and functions.
 - b. Participate in a Public Presentation—club, county, or state level. Favorite Foods Show also counts toward this requirement.
 - c. ALL members **MUST** have participated in a 4-H Fair Association Fundraiser and raised an amount of \$25 or contribute \$25 in lieu of fundraising. (This requirement began in the 2019-2020 4-H project year.)
 2. Participates will receive clogging specific participation ribbons.
-

DIVISION X – SHOOTING SPORTS

OBJECTIVES

1. To encourage participation in natural and related natural science programs by exposing participants to contents through shooting, hunting, and related activities.
2. To enhance the development of self-esteem, character, and personal growth through safe, educational, and socially acceptable involvement in a shooting activity.
3. To teach safe and responsible use of firearms, archery, and other shooting equipment, including sound decision making, self-discipline, and concentration.
4. To promote the highest standards of safety, sportsmanship, and ethical behavior.
5. To expose participants to the broad array of vocational and life-long avocational activities related to shooting sports.
6. To strengthen families through participation in life-long recreational activities.
7. To complement and enhance the impact of existing safety, shooting, and hunter education programs using experimental educational methods and progressive development of skills and abilities.
8. Expand 4-H membership and involve additional adult volunteers.
9. Maintain and expand a state level committee of Nationally Trained and Certified 4-H Shooting Sports Instructors.

RULES

In addition to General Rules and Special Entry Rules (refer to pages 4-5):

1. To participate in the shooting sports demonstrations during the Fair, you must be a member of good standing of the shooting sports 4-H club.
 - a. Attend at least 70% of all club meetings and functions.

- b. Participate in a Public Presentation—club, county, or state level. Favorite Foods Show also counts toward this requirement.
 - c. ALL members MUST have participated in a 4-H Fair Association Fundraiser and raised an amount of \$25 or contribute \$25 in lieu of fundraising. (This requirement began in the 2019-2020 4-H project year.)
2. MUST have a full understanding of ALL safety regulations.
 3. Participates will receive a shooting sports specific participation ribbon.

DIVISION Y – ORGANIZED 4-H CLUB BOOTH EXHIBITS

NOTE: Valuable items should NOT be included in the display, as insurance will NOT cover any loss.

RULES

1. Clubs may start setting up and working on their club booth exhibits starting Saturday, August 3, and MUST be completed by 9 p.m. Thursday, August 8.
2. All clubs that register by the deadline of Saturday, July 20, will receive a \$25 premium. Clubs that DO NOT pre-register by the deadline are NOT eligible to receive the premium, but may be eligible to win award money.
3. Tri-fold display boards will be provided to clubs. In order to request a display board, clubs must pre-register by July 20.
4. The display will be judged as a WHOLE. NO product in the display will be eligible for individual awards.
5. Members will plan and set up their own booth displays with guidance and help from their leaders with the display board. Members MUST do the rest of the set-up.
6. Displays will be judged by the following criteria:
 - a. Power to
 - b. Well-org
 - c. General
 - d. Originality and effort.
7. Club booths may be either in the Fair Theme category or Open category. Clubs MUST inform the 4-H Office which category they plan to enter.
8. 4-H Cloverbud clubs will receive comments and a participation ribbon the premium will be \$25.00 if they are registered by the deadline of Saturday, July 20.
9. Clubs removing exhibits before 11 p.m. on Saturday evening of Fair will forfeit ALL awards. ALL clubs will receive their premiums after the conclusion of the Fair. In addition, the top 2 exhibits in each category will be awarded additional premiums as indicated below:

No club booth exhibits for 2024

PREMIUMS:

| Registered by July 13, 2024 | | Registered AFTER July 13, 2024 | |
|------------------------------------|------------------------------------|---------------------------------------|--|
| \$25.00 & Ribbon | | Ribbon | |
| First Place Theme/Open | Second Place Theme/Open | Third Place Theme/open | |
| \$25.00 | \$15.00 | \$10.00 | |
| Rosette | Rosette | Rosette | |


DIVISION Z - SPECIAL EVENTS

I. TALENT/VARIETY SHOW - HOWARD AND DONNA MARIE BERCHTOLD, CHAIRS SATURDAY, AUGUST 10, following 4-H Awards and Ambassador Contest

RULES

1. ALL participants must be registered members of an Atlantic County 4-H Club.
 - a. Cloverbud members (grades K-3) may participate, but will receive comments and participation ribbons ONLY.
 - b. ANY group with a Cloverbud member(s) is NOT eligible for awards and will be judged with comments ONLY.
2. NO 4-Her who has been paid for performing his/her talent will be allowed to enter the 4-H Fair Talent/ Variety Show
3. Participant must be a member of good standing.
 - a. Attend at least 70% of all club meetings and functions.
 - b. Participate in a Public Presentation—club, county, or state level. Favorite Foods Show also counts toward this requirement.
 - c. ALL members MUST have participated in a 4-H Fair Association Fundraiser and raised an amount of \$25 or contribute \$25 in lieu of fundraising. (This requirement began in the 2019-2020 4-H project year.)
4. ALL participants are expected to attend mandatory practice/rehearsal. ALL MANDATORY Talent Show practices/rehearsals will be held at the 4-H Center and perform their act as it will be presented on show night. NOTE: NO ACTS WILL BE ADDED TO THE SHOW AFTER THE PRACTICE/REHEARSAL.
 - a. ALL participants were required to register and attend the MANDATORY Talent Show practice on Tuesday, June 11. Participants must attend the mandatory rehearsal on Wednesday, July 31.
 - b. Both the practice and rehearsal are MANDATORY. Full costume is expected at the rehearsal.
5. Acts must be 3 minutes or less.
 - a. If music for show has lyrics, you MUST provide Howard, Donna Marie, and Kendrin with the lyrics before the rehearsal.
6. The Talent/Variety Show is designed to be a fun family-oriented show. **The chairs of the Talent Show and the 4-H Faculty/Staff have the authority to ask you to modify ANY acts to adhere to the rules.**
7. Participants may only perform 1 solo act in the show. Solo performers may participate in 1 other group performance.
8. Lip syncing is NOT permitted.
9. There will be a panel of judges (preferably 3) selected by the Talent Show Committee. ALL judges' decisions are FINAL. Score sheets will be mailed to participants within a few weeks following the Fair.
10. Participants will be judged on the basis of:
 - a. General appearance
 - b. Originality
 - c. Overall talent

11. ONE (1) trophy will be awarded to the first place, second place, and third place winners, even if the winner is a team.
 - a. If the winner is a team, each member of the team will receive a rosette.
12. ALL participants will receive a special Talent Show participation ribbon.
13. THERE WILL BE NO FIRST PLACE TIES
14. First place winners are NOT eligible to compete the following year in the same talent.
 - a. Example: A first place winner who sang a solo song may not return to sing a solo; however, he or she may come back and sing with a group or perform a completely different talent (dance, gymnastics, juggling, etc.)
 - b. First place winners will be requested to make a guest appearance at the 4-H Fair Talent Show the following year.



II. BABY PARADE – JONI GRUNOW AND KATHY EINWECHTER, CHAIRS

SATURDAY, AUGUST 10, 12:30 P.M. THE BABY PARADE IS OPEN TO ALL ATLANTIC COUNTY RESIDENTS AND FAIR VISITORS, GRADE 1 OR UNDER.


RULES

1. In all divisions, the decoration subject, theme, and costumes worn ONLY by the child or children taking part will be considered by the judges. NO ADULTS IN COSTUMES!
2. Any child up to and including 1st grade may compete, but the chairman of the parade reserves the right to refuse any entry.
3. The judges' decision will be FINAL, based on workmanship and originality.
4. Entries will be accepted at the registration table from 11:30 a.m. to 12:15 p.m. on the day of the event.
 - a. ABSOLUTELY NO ENTRIES WILL BE ARRIVING AFTER THE 12 NOON CUT-OFF WILL BE ALLOWED TO ENTER UNDER ANY CIRCUMSTANCES—NO EXCEPTIONS!!!!
5. The Baby Parade will begin at 12:30 p.m. sharp.
6. The distribution or throwing of any articles such as candy, etc.
7. The use of animals is **FORBIDDEN**.
8. NO motorized vehicles are permitted to pull floats or any other entry. Manpower ONLY. ALL entries must be pulled across the stage.
9. Manpower vehicles can be no larger than 3'x5'x6'.
10. Participants may enter in ONE DIVISION and ONE CLASS ONLY!
 - a. One Best-In-Show trophy and one 2nd Best-In-Show trophy will be awarded to the top 2 entries. 1 trophy will be awarded to the first place winner in each class and special Baby Parade participation ribbons will be given to ALL participants.

CLASS:

| | |
|-------------------|------------------------------------|
| Division 1 | Fancy Decorated |
| Class A | Child or Children Walking |
| Class B | Child or Children on Wheels |
| Division 2 | Character/Cartoon/ Funny |
| Class C | Child or Children Walking |
| Class D | Child or Children on Wheels |
| Division 3 | Nursery Rhymes/ Fairy Tales |
| Class E | Child or Children Walking |
| Class F | Child or Children on Wheels |

| | |
|-------------------|--|
| Division 4 | 4-H Fair Theme: "75th Anniversary of 4-H Fair" |
| Class J | Child or Children Walking |
| Class K | Child or Children on Wheels |



III. PET PARADE AND SHOW – ERIN SHARPE, CHAIRPERSON

SATURDAY, AUGUST 10, 3:30 P.M. THE PET PARADE IS OPEN TO ALL ATLANTIC COUNTY RESIDENTS AND FAIR VISITORS.

RULES

1. Entries will be accepted at the Rabbit/Small Animal Barn. Entries will close 15 minutes before the start of the show. No Pre-Registrations will be accepted.
2. The pet must be under restraint and control AT ALL TIMES!!!
 - a. A container, case, or leash is recommended.
3. Entries must be brought to the pet show area 30 minutes before the start of the show.
4. Each entry is responsible for the care and clean-up of their pet while on the Fairgrounds.
5. Trophies will be presented to all first place winners.
 - a. All participants will receive a special Pet Parade participation ribbon.
6. Best In Show and 2nd Best In Show awards will be determined by the judges at the end of the show
7. ALL decisions made by the judges are FINAL.

CLASS:

| | |
|------------|-----------------|
| Division 1 | Best Dog |
| Division 2 | Cutest Animal |
| Division 3 | Most 4-H Spirit |
| Division 4 | Best Wheels |
| Division 5 | Best Costume |

DIVISION AA - SPECIAL FEATURE

Other exhibits and displays may be entered in the 4-H Fair upon request to 4-H agent/program associate prior to August 1. This is to give all members an opportunity to exhibit work accomplished in a new, novel, or unique project not covered in this listing.

FRANCES HAGEL MEMORIAL AWARD



To encourage more quality projects in the Atlantic County 4-H Fair, a cash incentive is being offered to the member who obtains the highest calculation for their entries in the “divisions open to all registered Atlantic County 4-H members”. After judging is complete, members will receive points based on their scores of each of their entries. The winner will be announced at the annual Atlantic County 4-H Awards night held at a later date.

| Score | Points |
|-----------|--------|
| Excellent | 3 |
| Very Good | 2 |
| Good | 1 |

Division C – Gardens/Fruits & Vegetables

Division D – Flowers/Houseplants

Division G – Food Preservation

Division H – Baked Goods

Division I – Fine Arts

Division J – Creative Crafts

Division K – Hobbies & Collections

Division L – Photography

This incentive is being provided by the family of Frances Hagel. This award is in memory of Frances Hagel, a dedicated volunteer of 67 years as the club leader of Cologne Busy Bees, 4-H Leaders’ Association, and 4-H Fair Association. She passed away in 2019, but her philosophy lives on – “You can do anything you want to do if you want to do it.”


Registered club members must have participated in a 4-H Fair Association fundraiser and raised an amount of \$25 or in lieu of fundraising; members can contribute \$25 to Fair Association in lieu of fundraising. In addition, members must have given a club, county, or state public presentation or participated in the Favorite Foods Show.

To take advantage of this award, all you need to do is enter your prized projects in the 4-H Fair. All exhibits must be entered on Thursday, August 8, between 6-9 p.m. (except those noted in the exhibit catalog). You will need to fill out a scoresheet and exhibit tag when you drop off your entry.

Let’s get inspired and create wonderful projects to exhibit! Good luck!



RUTGERS UNIVERSITY
Cooperative Extension
New Jersey Agricultural Experiment Station



**We need your help setting up
for the 4-H Fair!**
Join us during Pre-Fair Work Week
August 3-8

Call the 4-H Office for details.
(609) 625-0056

Equal Access * Equal Opportunity Program